



Vector Solutions™

2021 COURSE CATALOG

COURSE LIST

AML
COMPLIANCE

CAGE AND CREDIT
OPERATIONS

IT & GENERAL
SECURITY

SPORTS
BETTING

CUSTOMER
LOYALTY

FOOD &
BEVERAGE

HR
COMPLIANCE

HR
LEADERSHIP

COMMUNICATION
PROGRAM

MICROSOFT
OFFICE TRAINING

LEADERSHIP
PROGRAM

SMART
LEADERSHIP

SOFTSKILLS /
PROFESSIONAL
DEVELOPMENT

GENERAL
SAFETY

AML Compliance Program

1. Title 31 Introduction Overview*
2. Title 31 Transaction Reporting for Operations*
3. Title 31 SAR Incident Scenarios & Reporting*
4. Title 31 for Executives & Compliance Professionals
5. Title 26 & Form 8300 for Non-Casino Departments
6. OFAC (Office of Foreign Assets Control)

Cage & Credit Operations Program

7. Counterfeit Currency Prevention
8. Identity Theft Training (FACTA: Red Flags Rule)

IT & General Security Program

9. SAR Incident Reporting for IT
10. PCI Credit Card Fraud Prevention
11. PCI Compliance for IT Professionals
12. Internal Fraud Awareness & Prevention
13. Cybersecurity Awareness for the Workplace

Sports Betting

14. Sports Betting Basics

Customer Loyalty Program

15. Workplace Pride & Appearance Training
16. Customer Loyalty Session 1: Service Standards
17. Customer Loyalty Session 2: Identify Customer Needs
18. Customer Loyalty Session 3: Communication Basics
19. Customer Loyalty Session 4: Service Recovery

Food & Beverage Program

20. Occupational Safety Training: Fire Safety and Prevention
21. Responsible Alcohol Server Awareness
22. Slips, Trips, and Falls for Frontline
23. Slips, Trips, and Falls for Supervisors
24. Injury Prevention in Restaurants and Food Service

HR Compliance Program

25. Sexual Harassment for California Supervisors: Part 1
26. Sexual Harassment for California Supervisors: Part 2
27. Sexual Harassment Prevention Refresher (Federal)
28. Sexual Harassment for Supervisors
29. Sexual Harassment Awareness for Frontline*
30. Sexual Harassment Awareness for Frontline - California
31. Workplace Discrimination Prevention*
32. Workplace Diversity Guidelines
33. Responsible Gaming Awareness
34. HIPAA Privacy Act Overview
35. Substance Abuse Awareness
36. Responsible Social Media for Team Members
37. SMART Workplaces: Ethics & Social Media Guideline

HR Leadership Program

38. The Family & Medical Leave Act (FMLA) Awareness
39. Managing Stress & Employee Burnout
40. Stress Management Principles
41. Workplace Violence Prevention

Communication Program

42. Communicating Cross Culturally
43. Communicating in a Reactive Situation
44. Communicating Negative Information
45. Interpersonal Communication
46. Proactive Communication
47. Teams and Communication
48. Workplace Communication
49. Writing Effective Emails
50. Short, Sweet, and To-the-point Reports
51. How to Write Powerful and Persuasive Emails
52. Tackling the Technical Proposal
53. Communication Skills for Supervisors

Microsoft Office Training

54. Word 2013 Essential Training I
55. Word 2013 Essential Training I
56. Outlook 2013, Essential Training
57. Mastering Excel 2019 - Basics
58. Mastering Word 2019 - Basics
59. Mastering Outlook 2019 - Basics

SMART Leadership Series

60. Part 1 - What Leaders Do
61. Part 2 - Model the Way
62. Part 3 - Inspire a Shared Vision
63. Part 4 - Challenge the Process
64. Part 5 - Enable Others to Act
65. Part 6 - Encourage the Heart

SoftSkills/Professional Development

66. Problem Solving Strategies
67. Time Management & Productivity Techniques
68. Setting Effective Targets for Success
69. Critical Thinking & Problem Solving
70. The 80/20 Goal for Making Every Minute Count
71. Taking Accountability to Get Results

*Available in Spanish

Leadership Program

Team Series

72. Employee Performance Recognition
73. Measurable Performance Goals & Expectations
74. Conducting Performance Reviews

Performance Series

75. Providing Professional Criticism
76. Conflict Resolution
77. Motivating Employees
78. Feedback and Counseling
79. Effectively Disciplining Problem Performance
80. Effective Performance Review Practices
81. Manager Basics: Becoming a Manager
82. Manager Basics: Becoming a Coach
83. Delegation: Steps in Action
84. Conducting an Effective Coaching Session
85. Coaching Techniques for Leaders
86. Identifying Performance Problems And Causes

Management Series

87. New Hire Selection Process: After the Interview
88. Code of Ethics
89. Conducting Effective Job Interviews
90. Delegation Skills for Managers & Supervisors
91. Effective Feedback with Professionalism
92. Essential Change Management
93. Supervisor Basics & Fundamentals
94. Successfully Transitioning from Team Member to Manager
95. Hiring the Right Talent - Customer Service
96. Developing Your Leadership Style
97. Managing a Millennial
98. Managing Gen X
99. Getting the Most out of a Multi-Generational Workforce
100. Managing Up

General Safety Program

Defense Driving Series

101. Defensive Driving Overview
102. Defensive Driving 1
103. Defensive Driving 2
104. Defensive Driving 3

Risk Safety Series

105. Bloodborne Pathogens*
106. Confined Space Entry Awareness
107. General Employee Safety Training*
108. Occupational Safety Training: PPE
109. Hand Safety
110. Hazard Communication*
111. Hearing Safety & Conservation
112. Cold Stress – Working Safely in Cold Weather
113. Heat Safety Awareness
114. Lockout-Tagout Procedures
115. Safety Data Sheets (SDS)
116. Respiratory Protection
117. Personal Protective Equipment
118. General Electrical Hazard Awareness for Site Safety
119. Safe Forklift Operation
120. Ladder Safety

Injury Prevention Series

121. Fall Protection Awareness Training
122. Safe Lifting
123. Slips, Trips, and Falls for Frontline*
124. Slips, Trips, and Falls for Supervisors

First Response Series

125. Emergency Evacuation Training for Frontline*
126. Emergency Evacuation Training for Supervisors*
127. Fire Safety Training*
128. Active Shooter Awareness Training

*Available in Spanish

AML
COMPLIANCE

CAGE AND CREDIT
OPERATIONS

IT & GENERAL
SECURITY

SPORTS
BETTING

CUSTOMER
LOYALTY

FOOD &
BEVERAGE

HR
COMPLIANCE

HR
LEADERSHIP

COMMUNICATION
PROGRAM

MICROSOFT
OFFICE TRAINING

LEADERSHIP
PROGRAM

SMART
LEADERSHIP

SOFTSKILLS /
PROFESSIONAL
DEVELOPMENT

GENERAL
SAFETY

AML COMPLIANCE

COURSE LIST

TITLE 31 INTRODUCTION
OVERVIEW

AML
COMPLIANCE

TITLE 31 TRANSACTION
REPORTING FOR
OPERATIONS

CAGE AND CREDIT
OPERATIONS

TITLE 31 SAR INCIDENT
SCENARIOS &
REPORTING

IT & GENERAL
SECURITY

TITLE 31 FOR EXECUTIVES
& COMPLIANCE
PROFESSIONALS

SPORTS
BETTING

TITLE 26 & FORM 8300
FOR NON-CASINO
DEPARTMENTS

CUSTOMER
LOYALTY

FOOD &
BEVERAGE

OFAC (OFFICE OF FOREIGN
ASSETS CONTROL)

HR
COMPLIANCE

HR
LEADERSHIP

COMMUNICATION
PROGRAM

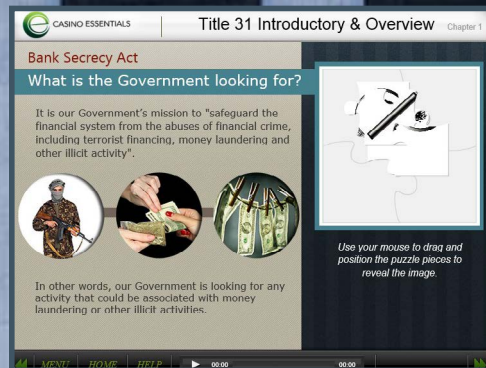
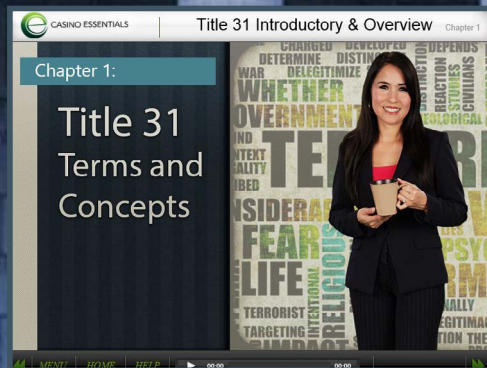
MICROSOFT
OFFICE TRAINING

LEADERSHIP
PROGRAM

SMART
LEADERSHIP

SOFTSKILLS /
PROFESSIONAL
DEVELOPMENT

GENERAL
SAFETY



TITLE 31 INTRODUCTION OVERVIEW

Since 1970, Title 31 of the U.S. Code of Regulations has required financial institutions to assist U.S. government agencies to detect and prevent money laundering by keeping records of large cash transactions and to report suspicious activity that might signify money laundering, tax evasion, or other criminal activities, such as terrorist financing. Casinos are required to comply with Title 31 regulation by reporting large currency transactions and suspicious activity reports.

OBJECTIVES

- Understand the basics of Title 31 terms and concepts.
- The history of Title 31, also known as the Bank Secrecy Act.
- Government's reason for Title 31 reporting
- Avoid fines and penalties by following the regulation
- Learn what kinds of transactions and activities must be reported.

Audience: All Casino and Card Club personnel that interact with patrons

Primary Regulations: CFR Title 31

Duration: 25-35 minutes

COURSE CODE: CET31L1

TITLE 31 INTRODUCTION OVERVIEW

TITLE 31 TRANSACTION REPORTING FOR OPERATIONS

TITLE 31 SAR INCIDENT SCENARIOS & REPORTING

TITLE 31 FOR EXECUTIVES & COMPLIANCE PROFESSIONALS

TITLE 26 & FORM 8300 FOR NON-CASINO DEPARTMENTS

OFAC (OFFICE OF FOREIGN ASSETS CONTROL)

AML COMPLIANCE

CAGE AND CREDIT OPERATIONS

IT & GENERAL SECURITY

SPORTS BETTING

CUSTOMER LOYALTY

FOOD & BEVERAGE

HR COMPLIANCE

HR LEADERSHIP

COMMUNICATION PROGRAM

MICROSOFT OFFICE TRAINING

LEADERSHIP PROGRAM

SMART LEADERSHIP

SOFTSKILLS / PROFESSIONAL DEVELOPMENT

GENERAL SAFETY



TITLE 31 TRANSACTION REPORTING FOR OPERATIONS

This course will introduce employees to the key terms related to currency transaction reporting (CTR), multiple transaction log (MTL tracking), reportable and non-reportable transactions, tracking and reporting requirements related to negotiable instruments, deposit accounts, credit accounts and patron identification requirements for large currency transaction reporting.

OBJECTIVES

- Identify Key terms related to large currency transactions
- Differentiate between reportable and non-reportable transactions
- Understand how to track transactions using Multiple Transaction Logs (MTL)
- Determine if an entry must be made on the Monetary Instrument Log (MIL) or Negotiable Instrument Log (NIL)
- Recall patron identification requirements
- Identify wire transfer requirements
- Track and report requirements for Credit Accounts
- Understand requirements for Deposit Accounts
- Obtain information required for Safekeeping Accounts
- Know what we are allowed to say to our patrons

Audience: All Casino and Card Club personnel with primary duties that involve tracking and documenting Title 31 reportable cash transactions

Primary Regulations: CFR Title 31

Duration: 45-60 minutes

COURSE CODE: CET31L2

TITLE 31 INTRODUCTION OVERVIEW

AML COMPLIANCE

TITLE 31 TRANSACTION REPORTING FOR OPERATIONS

CAGE AND CREDIT OPERATIONS

TITLE 31 SAR INCIDENT SCENARIOS & REPORTING

IT & GENERAL SECURITY

TITLE 31 FOR EXECUTIVES & COMPLIANCE PROFESSIONALS

CUSTOMER LOYALTY

TITLE 26 & FORM 8300 FOR NON-CASINO DEPARTMENTS

FOOD & BEVERAGE

OFAC (OFFICE OF FOREIGN ASSETS CONTROL)

HR COMPLIANCE

HR LEADERSHIP

COMMUNICATION PROGRAM

MICROSOFT OFFICE TRAINING

LEADERSHIP PROGRAM

SMART LEADERSHIP

SOFTSKILLS / PROFESSIONAL DEVELOPMENT

GENERAL SAFETY



TITLE 31 SAR INCIDENT SCENARIOS AND REPORTING

Casino employees are exposed to unusual transactions or potentially suspicious incidents that occur at the Casino. Whether they are directly involved with these transactions, or may observe reportable activities as they go about their daily tasks, it is important for them to be aware of report requirements and processes to help ensure compliance with federal regulations.

OBJECTIVES

- Identifying suspicious or unusual activities
- What information is required when reporting incidents
- Penalties and fines associated with failing to report incidents
- Specific department examples of suspicious activities
- Disclosing suspicious or unusual activities
- Reporting incident details for further review

Audience: All Casino and Card Club personnel that interact with patrons

Primary Regulations: CFR Title 31

Duration: 30-45 minutes

COURSE CODE: CET31L4

TITLE 31 INTRODUCTION
OVERVIEW

AML
COMPLIANCE

TITLE 31 TRANSACTION
REPORTING FOR
OPERATIONS

CAGE AND CREDIT
OPERATIONS

**TITLE 31 SAR INCIDENT
SCENARIOS &
REPORTING**

IT & GENERAL
SECURITY

SPORTS
BETTING

TITLE 31 FOR EXECUTIVES
& COMPLIANCE
PROFESSIONALS

CUSTOMER
LOYALTY

TITLE 26 & FORM 8300
FOR NON-CASINO
DEPARTMENTS

FOOD &
BEVERAGE

HR
COMPLIANCE

OFAC (OFFICE OF FOREIGN
ASSETS CONTROL)

HR
LEADERSHIP

COMMUNICATION
PROGRAM

MICROSOFT
OFFICE TRAINING

LEADERSHIP
PROGRAM

SMART
LEADERSHIP

SOFTSKILLS /
PROFESSIONAL
DEVELOPMENT

GENERAL
SAFETY



TITLE 31 FOR EXECUTIVES AND COMPLIANCE PROFESSIONALS

This course provides a high-level overview of currency transaction reporting (CTR) and suspicious activity reporting requirements (SAR) to executive level employees. This lesson offers guidelines for ensuring accurate completion of CTRs and SARs, filing deadlines, record retention requirements and responsibilities for compliance and management.

OBJECTIVES

- Title 31 Overview
- Title 31 and SAR reporting requirements
- Filing deadlines and record retention
- Compliance roles and responsibilities
- Non-compliance fines and penalty details

Audience: Directors, Executive Management, Casino and Club Card owners including Board of Directors, Indian Tribal Members and Tribal Government

Primary Regulations: CFR Title 31

Duration: 25-35 minutes

COURSE CODE: CET31L5

TITLE 31 INTRODUCTION
OVERVIEW

AML
COMPLIANCE

TITLE 31 TRANSACTION
REPORTING FOR
OPERATIONS

CAGE AND CREDIT
OPERATIONS

TITLE 31 SAR INCIDENT
SCENARIOS &
REPORTING

IT & GENERAL
SECURITY

**TITLE 31 FOR EXECUTIVES
& COMPLIANCE
PROFESSIONALS**

SPORTS
BETTING

CUSTOMER
LOYALTY

TITLE 26 & FORM 8300
FOR NON-CASINO
DEPARTMENTS

FOOD &
BEVERAGE

HR
COMPLIANCE

OFAC (OFFICE OF FOREIGN
ASSETS CONTROL)

HR
LEADERSHIP

COMMUNICATION
PROGRAM

MICROSOFT
OFFICE TRAINING

LEADERSHIP
PROGRAM

SMART
LEADERSHIP

SOFTSKILLS /
PROFESSIONAL
DEVELOPMENT

GENERAL
SAFETY



TITLE 26 AND FORM 8300 FOR NON-CASINO DEPARTMENTS

Form 8300 is useful to the IRS and law enforcement because it can be used to trace cash movements into retail sectors of the economy and link abnormal use of cash with possible illicit sources of that cash.

OBJECTIVES

- Review of Title 26
- Cash Transaction Reporting
- Aggregating Multiple Cash Payments
- Suspicious Activities

Audience: Designed for employees whose duties include handling cash transaction in non-gaming departments such as Hotel and Front Desk Operation, Nightlife, Restaurants and Group Events

Primary Regulations: Department of the Treasury Office of Foreign Assets

Duration: 40-60 minutes

COURSE CODE: CET26L1

TITLE 31 INTRODUCTION
OVERVIEW

AML
COMPLIANCE

TITLE 31 TRANSACTION
REPORTING FOR
OPERATIONS

CAGE AND CREDIT
OPERATIONS

TITLE 31 SAR INCIDENT
SCENARIOS &
REPORTING

IT & GENERAL
SECURITY

TITLE 31 FOR EXECUTIVES
& COMPLIANCE
PROFESSIONALS

SPORTS
BETTING

CUSTOMER
LOYALTY

**TITLE 26 & FORM 8300
FOR NON-CASINO
DEPARTMENTS**

FOOD &
BEVERAGE

HR
COMPLIANCE

OFAC (OFFICE OF FOREIGN
ASSETS CONTROL)

HR
LEADERSHIP

COMMUNICATION
PROGRAM

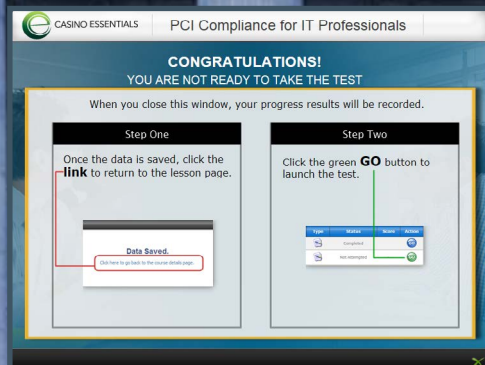
MICROSOFT
OFFICE TRAINING

LEADERSHIP
PROGRAM

SMART
LEADERSHIP

SOFTSKILLS /
PROFESSIONAL
DEVELOPMENT

GENERAL
SAFETY



OFAC (OFFICE OF FOREIGN ASSETS CONTROL)

Casino employees may be exposed to transactions that are subject to OFAC regulations and should understand their role in adhering to OFAC while assisting in preventing terrorism, narcotics traffickers (drugs) and threats to the economy and national security of the United States.

OBJECTIVES

- OFAC overview and history
- Key terms related to OFAC
- Penalties associated with non-compliance
- What types of transactions and persons are subject to OFAC
- Guidelines for tracking and reporting transactions
- How to ensure compliance with this regulation

Audience: Any employee that interacts with patron credit and employees that perform patron transactions

Primary Regulations: Department of the Treasury Office of Foreign Assets

Duration: 20-30 minutes

COURSE CODE: CEOFAC

TITLE 31 INTRODUCTION
OVERVIEW

TITLE 31 TRANSACTION
REPORTING FOR
OPERATIONS

TITLE 31 SAR INCIDENT
SCENARIOS &
REPORTING

TITLE 31 FOR EXECUTIVES
& COMPLIANCE
PROFESSIONALS

TITLE 26 & FORM 8300
FOR NON-CASINO
DEPARTMENTS

**OFAC (OFFICE OF FOREIGN
ASSETS CONTROL)**

AML
COMPLIANCE

CAGE AND CREDIT
OPERATIONS

IT & GENERAL
SECURITY

SPORTS
BETTING

CUSTOMER
LOYALTY

FOOD &
BEVERAGE

HR
COMPLIANCE

HR
LEADERSHIP

COMMUNICATION
PROGRAM

MICROSOFT
OFFICE TRAINING

LEADERSHIP
PROGRAM

SMART
LEADERSHIP

SOFTSKILLS /
PROFESSIONAL
DEVELOPMENT

GENERAL
SAFETY



COUNTERFEIT
CURRENCY PREVENTION

IDENTITY THEFT
PREVENTION (FACTA:
RED FLAGS RULE)

AML
COMPLIANCE

CAGE AND CREDIT
OPERATIONS

IT & GENERAL
SECURITY

SPORTS
BETTING

CUSTOMER
LOYALTY

FOOD &
BEVERAGE

HR
COMPLIANCE

HR
LEADERSHIP

COMMUNICATION
PROGRAM

MICROSOFT
OFFICE TRAINING

LEADERSHIP
PROGRAM

SMART
LEADERSHIP

SOFTSKILLS /
PROFESSIONAL
DEVELOPMENT

GENERAL
SAFETY

CAGE AND CREDIT OPERATIONS



COUNTERFEIT CURRENCY PREVENTION

IDENTITY THEFT PREVENTION (FACTA: RED FLAGS RULE)

COUNTERFEIT CURRENCY PREVENTION

For all cash handling employees, the crime prevention angle is obvious; they need to be educated on how to detect counterfeit money. This course teaches the methods to confidently detect and deter counterfeit currency.

OBJECTIVES

- Introduce the design and security features of U.S. currency
- Identification of counterfeit currency
- Deter counterfeiters and prevent losses

Audience: All employees with cash handling responsibilities

Primary Regulations: U.S. Secret Service Title 18, Section 471, Section 510

Duration: 30 minutes

COURSE CODE: CECNFT

AML COMPLIANCE

CAGE AND CREDIT OPERATIONS

IT & GENERAL SECURITY

SPORTS BETTING

CUSTOMER LOYALTY

FOOD & BEVERAGE

HR COMPLIANCE

HR LEADERSHIP

COMMUNICATION PROGRAM

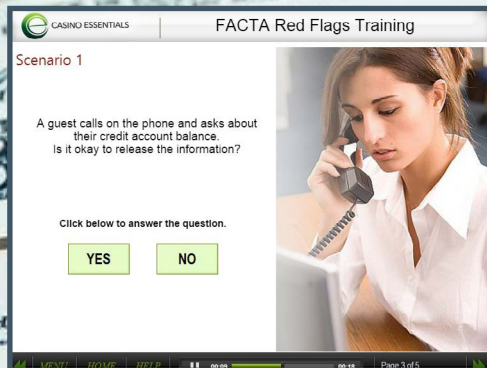
MICROSOFT OFFICE TRAINING

LEADERSHIP PROGRAM

SMART LEADERSHIP

SOFTSKILLS / PROFESSIONAL DEVELOPMENT

GENERAL SAFETY



COUNTERFEIT
CURRENCY PREVENTION

IDENTITY THEFT
PREVENTION (FACTA:
RED FLAGS RULE)

AML
COMPLIANCE

CAGE AND CREDIT
OPERATIONS

IT & GENERAL
SECURITY

SPORTS
BETTING

CUSTOMER
LOYALTY

FOOD &
BEVERAGE

HR
COMPLIANCE

HR
LEADERSHIP

COMMUNICATION
PROGRAM

MICROSOFT
OFFICE TRAINING

LEADERSHIP
PROGRAM

SMART
LEADERSHIP

SOFTSKILLS /
PROFESSIONAL
DEVELOPMENT

GENERAL
SAFETY

IDENTITY THEFT TRAINING (FACTA: RED FLAGS RULE)

The Federal Trade Commission (FTC) enacted the Red Flags Rule under the Fair and Accurate Credit Transactions Act (FACTA) to ensure consumer protection against identity theft. Most Casinos keep sensitive information in their files in order to perform transactions or other necessary business functions.

OBJECTIVES

- ◆ Introduction of the (FTC) Red Flags Rule
- ◆ Identification of relevant Red Flags
- ◆ Procedures to keep patrons safe from identity thieves
- ◆ Response to Red Flag detections

Audience: Any employee that interacts with patron credit, deposit accounts or patron data, or any audience that wants to learn how to protect a patron's identity

Primary Regulations: 16 C.F.R. Part 681

Duration: 30 minutes

COURSE CODE: CEFAC

AML
COMPLIANCE

CAGE AND CREDIT
OPERATIONS

IT & GENERAL
SECURITY

SPORTS
BETTING

CUSTOMER
LOYALTY

FOOD &
BEVERAGE

HR
COMPLIANCE

HR
LEADERSHIP

COMMUNICATION
PROGRAM

MICROSOFT
OFFICE TRAINING

LEADERSHIP
PROGRAM

SMART
LEADERSHIP

SOFTSKILLS /
PROFESSIONAL
DEVELOPMENT

GENERAL
SAFETY

SAR INCIDENT
REPORTING FOR IT

PCI CREDIT CARD FRAUD
PREVENTION

PCI COMPLIANCE FOR IT
PROFESSIONALS

INTERNAL FRAUD
AWARENESS &
PREVENTION

CYBERSECURITY
AWARENESS FOR THE
WORKPLACE

IT AND GENERAL SECURITY



Goal One: Build and Maintain a Secure Network

Requirement 1:
Install and maintain a firewall and router configuration to protect cardholder data.

Firewalls are devices that control computer traffic allowed into and out of an organization's network, and into sensitive areas within its internal network. Routers are hardware or software that connects two or more networks.

SAR INCIDENT REPORTING FOR IT

With a rapidly growing trend in cyber-events and cyber-enabled crime, Financial Crimes Enforcement Network (FinCEN) is requiring casinos to report certain activities as part of the casino's Title 31 obligations. In this lesson, we will learn how to respond to cyber-events and cyber-enabled crime.

OBJECTIVES

- Learn what cyber activities are considered reportable suspicious activities
- Review what methods cyber criminals exploit to commit email fraud schemes
- What are the requirements for designated cybersecurity personnel within the casino
- Learn how to complete a SAR with cyber related information
- Understand what is appropriate for information sharing related to cybersecurity.

Audience: All employees that deal with sensitive information

Primary Regulations: CFR Title 31

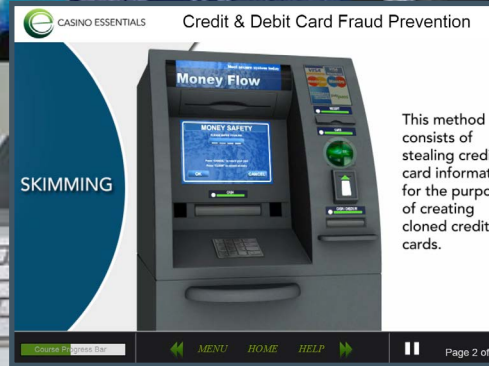
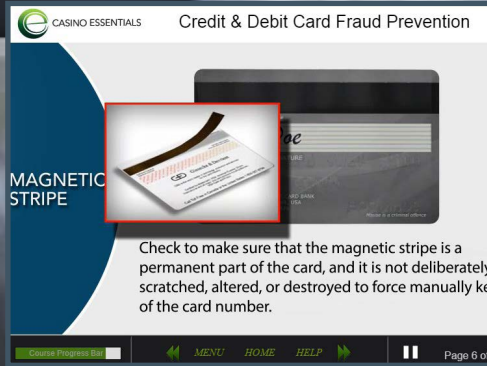
Duration: 25 minutes

COURSE CODE: CESARIT

- SAR INCIDENT REPORTING FOR IT**
- PCI CREDIT CARD FRAUD PREVENTION
- PCI COMPLIANCE FOR IT PROFESSIONALS
- INTERNAL FRAUD AWARENESS & PREVENTION
- CYBERSECURITY AWARENESS FOR THE WORKPLACE

COURSE LIST

- AML COMPLIANCE
- CAGE AND CREDIT OPERATIONS
- IT & GENERAL SECURITY
- SPORTS BETTING
- CUSTOMER LOYALTY
- FOOD & BEVERAGE
- HR COMPLIANCE
- HR LEADERSHIP
- COMMUNICATION PROGRAM
- MICROSOFT OFFICE TRAINING
- LEADERSHIP PROGRAM
- SMART LEADERSHIP
- SOFTSKILLS / PROFESSIONAL DEVELOPMENT
- GENERAL SAFETY



PCI CREDIT CARD FRAUD PREVENTION

Fraud cost businesses and consumers billions of dollars annually. This course is designed to teach Casino employees to detect and prevent credit and debit card fraud so as to keep criminals from stealing and victimizing unsuspecting individuals and businesses. This course meets PCI requirements for front line staff training.

OBJECTIVES

- Familiar with the security features of:
 - Visa
 - MasterCard
 - Discover
 - American Express
- Able to better identify fraudulent cards
- How to prevent credit card fraud
- Understand what action to take if you suspect fraud

Audience: All employees that perform credit card transactions

Primary Regulations: PCI Security Standards

Duration: 30 minutes

COURSE CODE: CEPCEF

COURSE LIST

AML COMPLIANCE

CAGE AND CREDIT OPERATIONS

IT & GENERAL SECURITY

SPORTS BETTING

CUSTOMER LOYALTY

FOOD & BEVERAGE

HR COMPLIANCE

HR LEADERSHIP

COMMUNICATION PROGRAM

MICROSOFT OFFICE TRAINING

LEADERSHIP PROGRAM

SMART LEADERSHIP

SOFTSKILLS / PROFESSIONAL DEVELOPMENT

GENERAL SAFETY


SAR INCIDENT REPORTING FOR IT

PCI CREDIT CARD FRAUD PREVENTION

PCI COMPLIANCE FOR IT PROFESSIONALS

INTERNAL FRAUD AWARENESS & PREVENTION

CYBERSECURITY AWARENESS FOR THE WORKPLACE



PCI COMPLIANCE FOR IT PROFESSIONALS

PCI security standards are technical and operational requirements set by the PCI Security Standards Council to protect card-holder data. PCI standards apply to all organizations that store, process or transmit card-holder data.

OBJECTIVES

- 12 PCI DSS Requirements, who it applies to and how it affects the Casino
- Building and maintaining an effective network with a vulnerability management program
- Implementing strong access controls
- Protecting card-holder data
- Monitoring and testing your casino networks

Audience: All Casino personnel that interact with patrons

Primary Regulations: PCI Security Standards

Duration: 30 minutes

COURSE CODE: CEP CIT

COURSE LIST

AML COMPLIANCE

CAGE AND CREDIT OPERATIONS

IT & GENERAL SECURITY

SPORTS BETTING

CUSTOMER LOYALTY

FOOD & BEVERAGE

HR COMPLIANCE

HR LEADERSHIP

COMMUNICATION PROGRAM

MICROSOFT OFFICE TRAINING

LEADERSHIP PROGRAM

SMART LEADERSHIP

SOFTSKILLS / PROFESSIONAL DEVELOPMENT

GENERAL SAFETY

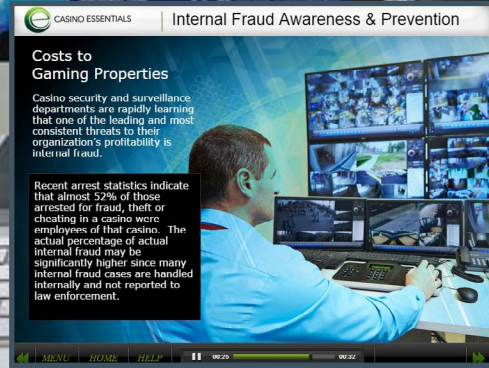
SAR INCIDENT REPORTING FOR IT

PCI CREDIT CARD FRAUD PREVENTION

PCI COMPLIANCE FOR IT PROFESSIONALS

INTERNAL FRAUD AWARENESS & PREVENTION

CYBERSECURITY AWARENESS FOR THE WORKPLACE



INTERNAL FRAUD AWARENESS AND PREVENTION

Occupations fraud and abuse is a major concern to organizations around the globe. According to the Association of Certified Fraud Examiners, organizations lost approximately 5% of their annual revenues to employee fraud and abuse in 2013. This course covers identifying issues that may lead to fraud abuse, the red flags to identify internal fraud and how to handle instances of fraud in an organization.

OBJECTIVES

- ◆ Review of Key Terms
- ◆ Costs Associated with Internal Fraud
- ◆ The Fraud Tree
- ◆ The Fraud Triangle
- ◆ Detection and Responsibility

Audience: The course is intended for Supervisory and Management employees

Duration: 30-45 minutes

COURSE CODE: CEIFA

COURSE LIST

AML COMPLIANCE

CAGE AND CREDIT OPERATIONS

IT & GENERAL SECURITY

SPORTS BETTING

CUSTOMER LOYALTY

FOOD & BEVERAGE

HR COMPLIANCE

HR LEADERSHIP

COMMUNICATION PROGRAM

MICROSOFT OFFICE TRAINING

LEADERSHIP PROGRAM

SMART LEADERSHIP

SOFTSKILLS / PROFESSIONAL DEVELOPMENT

GENERAL SAFETY

SAR INCIDENT REPORTING FOR IT

PCI CREDIT CARD FRAUD PREVENTION

PCI COMPLIANCE FOR IT PROFESSIONALS

INTERNAL FRAUD AWARENESS & PREVENTION

CYBERSECURITY AWARENESS FOR THE WORKPLACE



CYBERSECURITY AWARENESS FOR THE WORKPLACE

This course presents a variety of precautions that you, as a casino employee, should take to avoid cyber attacks against you and your company. The course discusses the different types of cyber attacks (e.g., phishing, viruses, malicious software and phone scams) and how to stay clear of them as well as real-life scenarios so the learner may interact and understand just how serious cyber security may be.

OBJECTIVES

- Defining Cyber Security
- Identifying and understanding the different types of cyber attacks
- Learning the outcome of becoming a victim of a cyber attack
- How to prevent cyber attacks
- Outside of work cybersecurity scenerios

Audience: All employees that perform credit card transactions and deal with sensitive information

Primary Regulations: Cyber Security Standards

Duration: 20 minutes

COURSE CODE: CECAFE

COURSE LIST

AML COMPLIANCE

CAGE AND CREDIT OPERATIONS

IT & GENERAL SECURITY

SPORTS BETTING

CUSTOMER LOYALTY

FOOD & BEVERAGE

HR COMPLIANCE

HR LEADERSHIP

COMMUNICATION PROGRAM

MICROSOFT OFFICE TRAINING

LEADERSHIP PROGRAM

SMART LEADERSHIP

SOFTSKILLS / PROFESSIONAL DEVELOPMENT

GENERAL SAFETY

SAR INCIDENT REPORTING FOR IT

PCI CREDIT CARD FRAUD PREVENTION

PCI COMPLIANCE FOR IT PROFESSIONALS

INTERNAL FRAUD AWARENESS & PREVENTION

CYBERSECURITY AWARENESS FOR THE WORKPLACE

MEMBER

PLAY

TEAMS

PLAYERS

LEAGUE



SOCCER



TENNIS

SPORTS BETTING BASICS



BASKETBALL



RUGBY

SOCCER

89%

LIVE

MONDAY LE

BASKETBALL

3%

LIVE

WEDNES

SPORTS BETTING

LIVE

PLAY

LIVE

FR

90%

LIVE

3%

LIVE

COURSE LIST

AML COMPLIANCE

CAGE AND CREDIT OPERATIONS

IT & GENERAL SECURITY

SPORTS BETTING

CUSTOMER LOYALTY

FOOD & BEVERAGE

HR COMPLIANCE

HR LEADERSHIP

COMMUNICATION PROGRAM

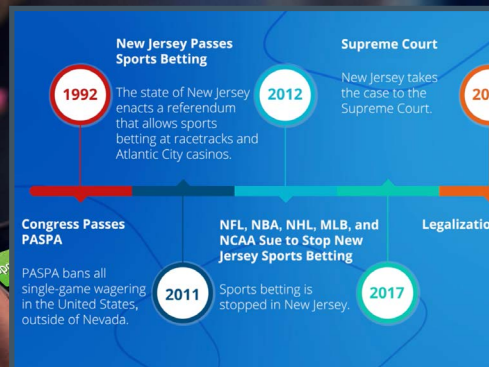
MICROSOFT OFFICE TRAINING

LEADERSHIP PROGRAM

SMART LEADERSHIP

SOFTSKILLS / PROFESSIONAL DEVELOPMENT

GENERAL SAFETY



SPORTS BETTING BASICS

SPORTS BETTING BASICS

Betting on sports is more popular than ever these days and with the number of different Sportsbooks, it is also easier than ever. A Sportsbook is a casino that takes bets on sporting events and pays out winnings. Patrons of the casino can place bets on a variety of sports including: Football, Basketball, Baseball, Hockey, Boxing, Mixed Martial Arts (MMA), Tennis, Soccer, Auto Racing, and Golf. This course will review how and where to place sports bets, key terminology, the variety of bets that can be made, odds, and payouts.

OBJECTIVES

- Explain how and where sports bets can be placed
- Identify basic sports betting terminology
- Describe the different types of sports bets that can be made
- Explain what types of bets apply and are commonly used in different sports

Audience: All employees

Duration: 30 minutes

COURSE CODE: CESBB

AML COMPLIANCE

CAGE AND CREDIT OPERATIONS

IT & GENERAL SECURITY

SPORTS BETTING

CUSTOMER LOYALTY

FOOD & BEVERAGE

HR COMPLIANCE

HR LEADERSHIP

COMMUNICATION PROGRAM

MICROSOFT OFFICE TRAINING

LEADERSHIP PROGRAM

SMART LEADERSHIP

SOFTSKILLS / PROFESSIONAL DEVELOPMENT

GENERAL SAFETY



CUSTOMER LOYALTY

COURSE LIST

AML
COMPLIANCE

CAGE AND CREDIT
OPERATIONS

IT & GENERAL
SECURITY

SPORTS
BETTING

CUSTOMER
LOYALTY

FOOD &
BEVERAGE

HR
COMPLIANCE

HR
LEADERSHIP

COMMUNICATION
PROGRAM

MICROSOFT
OFFICE TRAINING

LEADERSHIP
PROGRAM

SMART
LEADERSHIP

SOFTSKILLS /
PROFESSIONAL
DEVELOPMENT

GENERAL
SAFETY

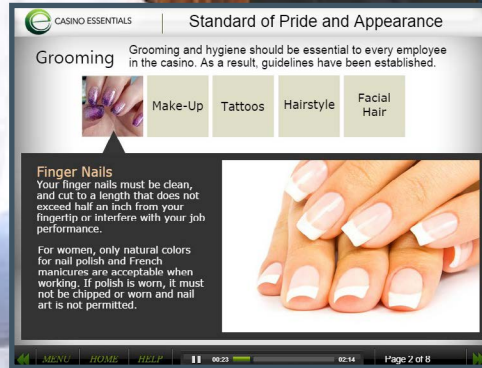
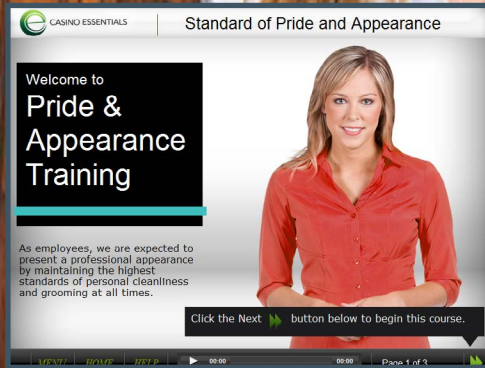
WORKPLACE PRIDE &
APPEARANCE TRAINING

CUSTOMER LOYALTY
SESSION 1: SERVICE
STANDARDS

CUSTOMER LOYALTY
SESSION 2: IDENTIFY
CUSTOMER NEEDS

CUSTOMER LOYALTY
SESSION 3:
COMMUNICATION BASICS

CUSTOMER LOYALTY
SESSION 4: SERVICE
RECOVERY



WORKPLACE PRIDE AND APPEARANCE TRAINING

This course provides general guidelines to maintain a professional image for employees and the proper attire to be worn while at work. It also focuses on the proper grooming and personal hygiene requirements while in the workplace. As an employee of the casino, you are expected to maintain high standards of dress and personal hygiene at all times. Your appearance may be the first impression made when meeting patrons.

OBJECTIVES

- ◆ General Guidelines to Professional Appearance
- ◆ Understanding Personal Hygiene
- ◆ Uniform and Apparel Standards

Audience: This course is designed for all employees

Duration: 20-30 minutes

COURSE CODE: CEWPA

COURSE LIST

AML COMPLIANCE

CAGE AND CREDIT OPERATIONS

IT & GENERAL SECURITY

SPORTS BETTING

CUSTOMER LOYALTY

FOOD & BEVERAGE

HR COMPLIANCE

HR LEADERSHIP

COMMUNICATION PROGRAM

MICROSOFT OFFICE TRAINING

LEADERSHIP PROGRAM

SMART LEADERSHIP

SOFTSKILLS / PROFESSIONAL DEVELOPMENT

GENERAL SAFETY

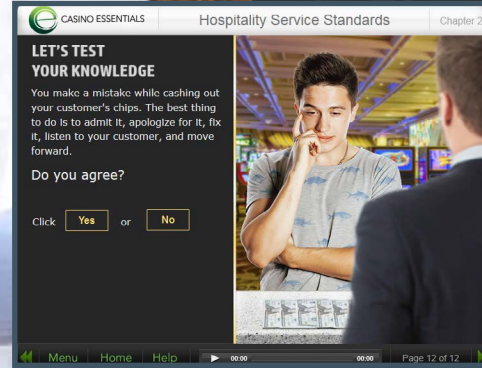
WORKPLACE PRIDE & APPEARANCE TRAINING

CUSTOMER LOYALTY
SESSION 1: SERVICE STANDARDS

CUSTOMER LOYALTY
SESSION 2: IDENTIFY CUSTOMER NEEDS

CUSTOMER LOYALTY
SESSION 3: COMMUNICATION BASICS

CUSTOMER LOYALTY
SESSION 4: SERVICE RECOVERY



CUSTOMER LOYALTY SESSION 1: SERVICE STANDARDS

Your Casino is committed to providing world class service to all customers. This course provides the essential knowledge and techniques your employees need to provide exceptional customer service. Remember, ensuring that your Casino has exceptional service depends on how well you welcome the customers to the Casino. Do everything you can to make their visit enjoyable, comfortable and safe. This course focuses on understanding the "Customer Zone," "the 10 and 5 rule," and finding answers in challenging situations.

OBJECTIVES

- ◆ Identify the different types of customers
- ◆ Successfully greet and close conversations with customers
- ◆ Understand the essential hospitality service standards

Audience: All Casino personnel that interact with patrons

Scenario Description: Takes place in the casino lobby while your employee assists customers as they pass by the lobby

Duration: 25-40 minutes

COURSE CODE: CECLM1

COURSE LIST

AML COMPLIANCE

CAGE AND CREDIT OPERATIONS

IT & GENERAL SECURITY

SPORTS BETTING

CUSTOMER LOYALTY

FOOD & BEVERAGE

HR COMPLIANCE

HR LEADERSHIP

COMMUNICATION PROGRAM

MICROSOFT OFFICE TRAINING

LEADERSHIP PROGRAM

SMART LEADERSHIP

SOFTSKILLS / PROFESSIONAL DEVELOPMENT

GENERAL SAFETY

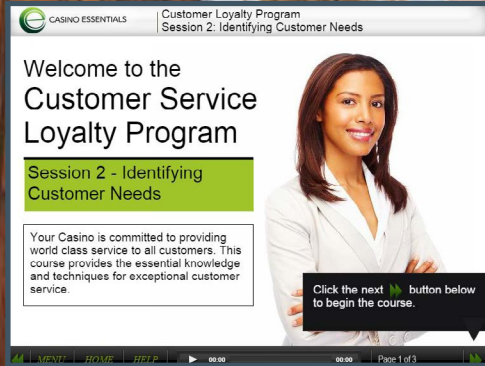
WORKPLACE PRIDE & APPEARANCE TRAINING

CUSTOMER LOYALTY SESSION 1: SERVICE STANDARDS

CUSTOMER LOYALTY SESSION 2: IDENTIFY CUSTOMER NEEDS

CUSTOMER LOYALTY SESSION 3: COMMUNICATION BASICS

CUSTOMER LOYALTY SESSION 4: SERVICE RECOVERY



CUSTOMER LOYALTY SESSION 2: IDENTIFY CUSTOMER NEEDS

Your Casino is committed to providing world class service to all customers. This course provides the essential knowledge and techniques your employees need to provide exceptional customer service. This course focuses on asking the right questions in specific situations. Learn the “ins and outs” of meeting customer needs.

OBJECTIVES

- ◆ Identify and handle customer inquiries and requests
- ◆ Differentiate the different types of customers
- ◆ Understand how to ask the right questions

Audience: All Casino personnel that interact with patrons

Scenario Description: Takes place in a gift shop or retail shop

Duration: 25-40 minutes

COURSE CODE: CECLM2

COURSE LIST

AML COMPLIANCE

CAGE AND CREDIT OPERATIONS

IT & GENERAL SECURITY

SPORTS BETTING

CUSTOMER LOYALTY

FOOD & BEVERAGE

HR COMPLIANCE

HR LEADERSHIP

COMMUNICATION PROGRAM

MICROSOFT OFFICE TRAINING

LEADERSHIP PROGRAM

SMART LEADERSHIP

SOFTSKILLS / PROFESSIONAL DEVELOPMENT

GENERAL SAFETY

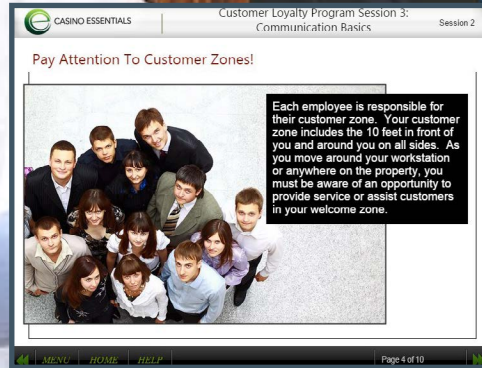
WORKPLACE PRIDE & APPEARANCE TRAINING

CUSTOMER LOYALTY SESSION 1: SERVICE STANDARDS

CUSTOMER LOYALTY SESSION 2: IDENTIFY CUSTOMER NEEDS

CUSTOMER LOYALTY SESSION 3: COMMUNICATION BASICS

CUSTOMER LOYALTY SESSION 4: SERVICE RECOVERY



CUSTOMER LOYALTY SESSION 3: COMMUNICATION BASICS

Your Casino is committed to providing world class service to all customers. This course provides the essential knowledge and techniques your employees need to provide exceptional customer service. This course focuses on customer courtesies, face to face interaction and body language, 50/50 rule, appearance and attitude.

OBJECTIVES

- ◆ To take pride in their appearance, attitude and work area
- ◆ Understand why customer safety is good service
- ◆ Learn what it means to sell your Casino

Audience: All Casino personnel that interact with patrons

Scenario Description: Takes place at a Cage cashier booth with three different cashiers

Duration: 25-40 minutes

COURSE CODE: CECLM3

COURSE LIST

AML COMPLIANCE

CAGE AND CREDIT OPERATIONS

IT & GENERAL SECURITY

SPORTS BETTING

CUSTOMER LOYALTY

FOOD & BEVERAGE

HR COMPLIANCE

HR LEADERSHIP

COMMUNICATION PROGRAM

MICROSOFT OFFICE TRAINING

LEADERSHIP PROGRAM

SMART LEADERSHIP

SOFTSKILLS / PROFESSIONAL DEVELOPMENT

GENERAL SAFETY

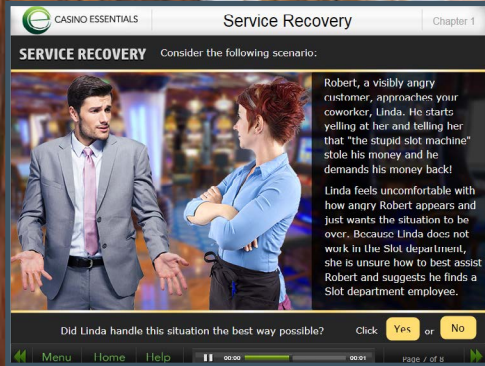
WORKPLACE PRIDE & APPEARANCE TRAINING

CUSTOMER LOYALTY SESSION 1: SERVICE STANDARDS

CUSTOMER LOYALTY SESSION 2: IDENTIFY CUSTOMER NEEDS

CUSTOMER LOYALTY SESSION 3: COMMUNICATION BASICS

CUSTOMER LOYALTY SESSION 4: SERVICE RECOVERY



CUSTOMER LOYALTY SESSION 4: SERVICE RECOVERY

Your Casino is committed to providing world class service to all customers. This course provides the essential knowledge and techniques your employees need to provide exceptional customer service. This course focuses on reinforcing methods and thought process when handling conflict.

OBJECTIVES

- Learn why customers become upset and manage negative service experiences
- Learn service recovery techniques including resolving issues with LAST (Listen, Apologize, Solve, Thank)
- Handle conflict through empathy

Audience: All Casino personnel that interact with patrons

Scenario Description: Takes place in a Casino environment with employees that choose the correct statements

Duration: 25-40 minutes

COURSE CODE: CECLM4

COURSE LIST

AML COMPLIANCE

CAGE AND CREDIT OPERATIONS

IT & GENERAL SECURITY

SPORTS BETTING

CUSTOMER LOYALTY

FOOD & BEVERAGE

HR COMPLIANCE

HR LEADERSHIP

COMMUNICATION PROGRAM

MICROSOFT OFFICE TRAINING

LEADERSHIP PROGRAM

SMART LEADERSHIP

SOFTSKILLS / PROFESSIONAL DEVELOPMENT

GENERAL SAFETY

WORKPLACE PRIDE & APPEARANCE TRAINING

CUSTOMER LOYALTY SESSION 1: SERVICE STANDARDS

CUSTOMER LOYALTY SESSION 2: IDENTIFY CUSTOMER NEEDS

CUSTOMER LOYALTY SESSION 3: COMMUNICATION BASICS

CUSTOMER LOYALTY SESSION 4: SERVICE RECOVERY



FOOD AND BEVERAGE

COURSE LIST

AML COMPLIANCE

CAGE AND CREDIT OPERATIONS

IT & GENERAL SECURITY

SPORTS BETTING

CUSTOMER LOYALTY

FOOD & BEVERAGE

HR COMPLIANCE

HR LEADERSHIP

COMMUNICATION PROGRAM

MICROSOFT OFFICE TRAINING

LEADERSHIP PROGRAM

SMART LEADERSHIP

SOFTSKILLS / PROFESSIONAL DEVELOPMENT

GENERAL SAFETY

FIRE SAFETY AND PREVENTION

RESPONSIBLE ALCOHOL SERVER AWARENESS

INJURY PREVENTION IN RESTAURANTS & FOOD SERVICE

SLIPS, TRIPS, AND FALLS FOR FRONTLINE

SLIPS, TRIPS, AND FALLS FOR SUPERVISORS



OCCUPATIONAL SAFETY TRAINING: FIRE SAFETY AND PREVENTION

Fire safety training is an important part of safety in the workplace. Employers must train employees about fire hazards that exist in the workplace, how to prevent fires, and what to do in the event one occurs. By taking this course, you will be able to identify fire hazards; know the proper way to evacuate safely in the event of a fire; and be able to identify fire extinguishers and how to use them properly.

Audience: This course is designed for all employees

Duration: 25-35 minutes

COURSE CODE: CEFSPVS

FIRE SAFETY AND PREVENTION

RESPONSIBLE ALCOHOL SERVER AWARENESS

INJURY PREVENTION IN RESTAURANTS & FOOD SERVICE

SLIPS, TRIPS, AND FALLS FOR FRONTLINE

SLIPS, TRIPS, AND FALLS FOR SUPERVISORS

COURSE LIST

AML COMPLIANCE

CAGE AND CREDIT OPERATIONS

IT & GENERAL SECURITY

SPORTS BETTING

CUSTOMER LOYALTY

FOOD & BEVERAGE

HR COMPLIANCE

HR LEADERSHIP

COMMUNICATION PROGRAM

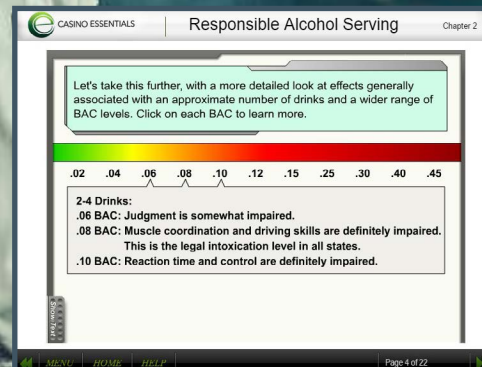
MICROSOFT OFFICE TRAINING

LEADERSHIP PROGRAM

SMART LEADERSHIP

SOFTSKILLS / PROFESSIONAL DEVELOPMENT

GENERAL SAFETY



RESPONSIBLE ALCOHOL SERVER AWARENESS

Responsible Alcohol Server Training has been shown to help prevent over-serving customers and illegally selling to them. This course is designed for employees who have the responsibility of serving alcohol to patrons. Employees will learn ways to serve alcohol in a safe and responsible manner.

OBJECTIVES

- Discuss the legal responsibilities for employees who serve alcohol
- Describe the behavioral cues that indicate degrees of intoxication
- Discuss techniques and strategies for managing customers who have become intoxicated
- Describe laws regarding under-age drinking
- Describe the factors that influence the rate and degree of intoxication
- Identify acceptable and unacceptable forms of identification
- Discuss the effect of Blood Alcohol Concentration (BAC) on intoxication and how it is measured
- Describe techniques for verifying identification

Audience: Servers of alcoholic beverages

Duration: 1 hour

COURSE CODE: CERASP

FIRE SAFETY AND PREVENTION

RESPONSIBLE ALCOHOL SERVER AWARENESS

INJURY PREVENTION IN RESTAURANTS & FOOD SERVICE

SLIPS, TRIPS, AND FALLS FOR FRONTLINE

SLIPS, TRIPS, AND FALLS FOR SUPERVISORS

AML COMPLIANCE

CAGE AND CREDIT OPERATIONS

IT & GENERAL SECURITY

SPORTS BETTING

CUSTOMER LOYALTY

FOOD & BEVERAGE

HR COMPLIANCE

HR LEADERSHIP

COMMUNICATION PROGRAM

MICROSOFT OFFICE TRAINING

LEADERSHIP PROGRAM

SMART LEADERSHIP

SOFTSKILLS / PROFESSIONAL DEVELOPMENT

GENERAL SAFETY



INJURY PREVENTION IN RESTAURANTS AND FOOD SERVICE

Restaurants are busy places with a wide variety of potential hazards. This video examines some of the more common hazards in Food Service and discusses choices workers can make to protect themselves and co-workers. Topics covered also include: strains, sprains, bruises and fractures, cuts, lacerations and punctures, burns and scald safety tips for kitchen staff, servers, bus people, bar staff and dishwashers

OBJECTIVES

- Describe the importance of hand safety in the workplace environment
- Determine when it is necessary to wear gloves relative to an identification process of tasks needed to be performed
- Identify opportunities in which it is important to protect hands from harmful extreme temperature conditions, toxic substances, burns and lacerations
- Identify proper techniques needed to pick out the proper types of gloves based on the hazards and conditions identified through an assessment process

Audience: This course is designed for all employees

Duration: 25-35 minutes

COURSE CODE: CEIPRVS

FIRE SAFETY AND PREVENTION

RESPONSIBLE ALCOHOL SERVER AWARENESS

INJURY PREVENTION IN RESTAURANTS & FOOD SERVICE

SLIPS, TRIPS, AND FALLS FOR FRONTLINE

SLIPS, TRIPS, AND FALLS FOR SUPERVISORS

AML COMPLIANCE

CAGE AND CREDIT OPERATIONS

IT & GENERAL SECURITY

SPORTS BETTING

CUSTOMER LOYALTY

FOOD & BEVERAGE

HR COMPLIANCE

HR LEADERSHIP

COMMUNICATION PROGRAM

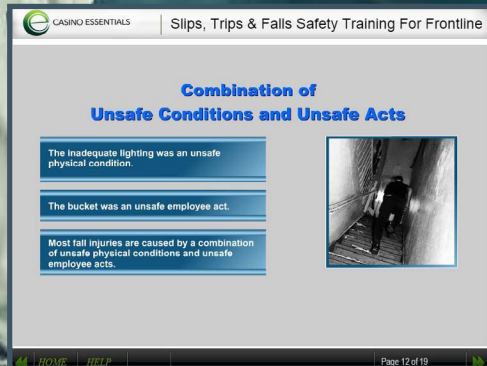
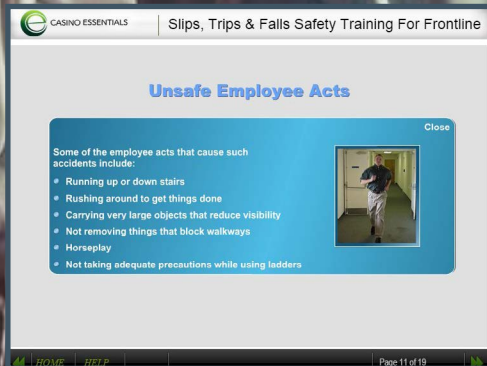
MICROSOFT OFFICE TRAINING

LEADERSHIP PROGRAM

SMART LEADERSHIP

SOFTSKILLS / PROFESSIONAL DEVELOPMENT

GENERAL SAFETY



AML COMPLIANCE

CAGE AND CREDIT OPERATIONS

IT & GENERAL SECURITY

SPORTS BETTING

CUSTOMER LOYALTY

FOOD & BEVERAGE

HR COMPLIANCE

HR LEADERSHIP

COMMUNICATION PROGRAM

MICROSOFT OFFICE TRAINING

LEADERSHIP PROGRAM

SMART LEADERSHIP

SOFTSKILLS / PROFESSIONAL DEVELOPMENT

GENERAL SAFETY

SLIPS, TRIPS, AND FALLS FOR FRONTLINE

Slips, trips, and falls are one of the most common causes of serious injuries at work. This course shows how workers can help each other avoid slips, trips, and falls in the workplace.

OBJECTIVES

- Recognize the costs associated with slip, trip, and fall related injuries, and the scope of the problem
- Identify the leading causes for slip, trip, and fall injuries associated with the physical workplace environment
- Identify the leading causes for slip, trip, and fall injuries associated with employee behaviors
- Understand employer responsibilities associated with preventing slips, trips, and falls in the workplace
- Recognize actions employees should take to reduce the risk for slip, trip, and fall related injuries in the workplace

Audience: All personnel exposed to potential slip, trip, and fall hazards while on the job and who have the potential to use or be around ladders during the course of a routine/non-routine workday

Primary Regulations: OSHA 29 CFR 1910 Subpart D, Walking-Working Surfaces; OSHA 29 CFR 1926 Subpart E, Personal Protective and Life Saving Equipment; OSHA 29 CFR 1910 Subpart F, Powered Platforms, Man-lifts, and Vehicle-Mounted Work Platforms; OSHA 29 CFR 1926 Subpart L, Scaffolds; OSHA 29 CFR 1926 Subpart M, Fall Protection; OSHA 29 CFR 1926 Subpart P, Excavations; OSHA 29 CFR 1926 Subpart X, Stairways and Ladders, OSHA 29 CFR 1910 Subpart I, Personal Protective Equipment; OSHA 29 CFR 1910 Subpart R, Special Industries

Duration: 20 minutes

COURSE CODE: CESTF

FIRE SAFETY AND PREVENTION

RESPONSIBLE ALCOHOL SERVER AWARENESS

INJURY PREVENTION IN RESTAURANTS & FOOD SERVICE

SLIPS, TRIPS, AND FALLS FOR FRONTLINE

SLIPS, TRIPS, AND FALLS FOR SUPERVISORS



SLIPS, TRIPS, AND FALLS FOR SUPERVISORS

A safety conscious supervisor can help prevent slips, trips, and falls from becoming a problem in your workplace. This safety training course shows how.

OBJECTIVES

- Recognize the costs associated with slip, trip, and fall related injuries, and the importance of managing slip, trip, and fall injuries in the workplace
- Identify the leading causes for slip, trip, and fall injuries associated with the physical workplace environment
- Identify the leading causes for slip, trip, and fall injuries associated with employee behaviors
- Describe how supervisors can promote and enforce workplace safety measures for preventing slips, trips, and falls
- Describe the supervisor's role in a successful fall prevention program

Audience: All personnel exposed to potential slip, trip, and fall hazards while on the job and who have the potential to use or be around ladders during the course of a routine/non-routine workday

Primary Regulations: OSHA 29 CFR 1910 Subpart D, Walking-Working Surfaces; OSHA 29 CFR 1926 Subpart E, Personal Protective and Life Saving Equipment; OSHA 29 CFR 1910 Subpart F, Powered Platforms, Man-lifts, and Vehicle-Mounted Work Platforms; OSHA 29 CFR 1926 Subpart L, Scaffolds; OSHA 29 CFR 1926 Subpart M, Fall Protection; OSHA 29 CFR 1926 Subpart P, Excavations; OSHA 29 CFR 1926 Subpart X, Stairways and Ladders, OSHA 29 CFR 1910 Subpart I, Personal Protective Equipment; OSHA 29 CFR 1910 Subpart R, Special Industries

Duration: 20 minutes

COURSE CODE: CESTFS

FIRE SAFETY AND PREVENTION

RESPONSIBLE ALCOHOL SERVER AWARENESS

INJURY PREVENTION IN RESTAURANTS & FOOD SERVICE

SLIPS, TRIPS, AND FALLS FOR FRONTLINE

SLIPS, TRIPS, AND FALLS FOR SUPERVISORS

AML COMPLIANCE

CAGE AND CREDIT OPERATIONS

IT & GENERAL SECURITY

SPORTS BETTING

CUSTOMER LOYALTY

FOOD & BEVERAGE

HR COMPLIANCE

HR LEADERSHIP

COMMUNICATION PROGRAM

MICROSOFT OFFICE TRAINING

LEADERSHIP PROGRAM

SMART LEADERSHIP

SOFTSKILLS / PROFESSIONAL DEVELOPMENT

GENERAL SAFETY



ETHICS & SOCIAL MEDIA
GUIDELINES

HR COMPLIANCE

SEXUAL HARASSMENT
FOR CALIFORNIA
SUPERVISORS: PART 1

SEXUAL HARASSMENT
FOR CALIFORNIA
SUPERVISORS: PART 2

SEXUAL HARASSMENT
PREVENTION
REFRESHER (FEDERAL)

SEXUAL HARASSMENT
FOR SUPERVISORS

SEXUAL HARASSMENT
AWARENESS FOR
FRONTLINE

SEXUAL HARASSMENT
AWARENESS FOR
FRONTLINE - CALIFORNIA

WORKPLACE
DISCRIMINATION
PREVENTION

WORKPLACE DIVERSITY
GUIDELINES

RESPONSIBLE GAMING
AWARENESS

HIPAA PRIVACY ACT
OVERVIEW

SUBSTANCE ABUSE
AWARENESS

RESPONSIBLE SOCIAL
MEDIA FOR TEAM
MEMBERS

COURSE LIST

AML
COMPLIANCE

CAGE AND CREDIT
OPERATIONS

IT & GENERAL
SECURITY

SPORTS
BETTING

CUSTOMER
LOYALTY

FOOD &
BEVERAGE

HR
COMPLIANCE

HR
LEADERSHIP

COMMUNICATION
PROGRAM

MICROSOFT
OFFICE TRAINING

LEADERSHIP
PROGRAM

SMART
LEADERSHIP

SOFTSKILLS /
PROFESSIONAL
DEVELOPMENT

GENERAL
SAFETY



SEXUAL HARASSMENT FOR CALIFORNIA SUPERVISORS: PART 1

Sexual harassment is harmful, costly, and unlawful. This course defines the two forms of sexual harassment and outlines the steps you and your casino can take to prevent and respond to sexual harassment in the workplace. Your casino is committed to maintaining a respectful and dignified workplace, and as a supervisor, you have a significant role in promoting a secure work environment for all employees. This course meets California's AB1825 two hour-long sexual harassment training requirements that California supervisors must take every two years.

OBJECTIVES

- Define the two forms of sexual harassment
- Recognize examples of sexual harassment

Audience: Supervisors and Managers

Duration: 1 hour

COURSE CODE: CESH1

SEXUAL HARASSMENT FOR CALIFORNIA SUPERVISORS: PART 1

SEXUAL HARASSMENT FOR CALIFORNIA SUPERVISORS: PART 2

SEXUAL HARASSMENT PREVENTION REFRESHER (FEDERAL)

SEXUAL HARASSMENT FOR SUPERVISORS

SEXUAL HARASSMENT AWARENESS FOR FRONTLINE

SEXUAL HARASSMENT AWARENESS FOR FRONTLINE - CALIFORNIA

WORKPLACE DISCRIMINATION PREVENTION

WORKPLACE DIVERSITY GUIDELINES

RESPONSIBLE GAMING AWARENESS

HIPAA PRIVACY ACT OVERVIEW

SUBSTANCE ABUSE AWARENESS

RESPONSIBLE SOCIAL MEDIA FOR TEAM MEMBERS

COURSE LIST

AML COMPLIANCE

CAGE AND CREDIT OPERATIONS

IT & GENERAL SECURITY

SPORTS BETTING

CUSTOMER LOYALTY

FOOD & BEVERAGE

HR COMPLIANCE

HR LEADERSHIP

COMMUNICATION PROGRAM

MICROSOFT OFFICE TRAINING

LEADERSHIP PROGRAM

SMART LEADERSHIP

SOFTSKILLS / PROFESSIONAL DEVELOPMENT

GENERAL SAFETY



SEXUAL HARASSMENT FOR CALIFORNIA SUPERVISORS: PART 2

Sexual harassment is harmful, costly and unlawful. This course defines the two forms of sexual harassment and outlines the steps you and your casino can take to prevent and respond to sexual harassment in the workplace. Your casino is committed to maintaining a respectful and dignified workplace, and as a supervisor, you have a significant role in promoting a secure work environment for all employees. This course meets California's AB1825 two hour-long sexual harassment training requirements that California supervisors must take every two years.

OBJECTIVES

- Identify sexual harassment in the workplace
- Specify actions you can take to prevent and respond to sexual harassment in the workplace

Audience: Supervisors and Managers

Duration: 1 hour

COURSE CODE: CESH2

SEXUAL HARASSMENT FOR CALIFORNIA SUPERVISORS: PART 1

SEXUAL HARASSMENT FOR CALIFORNIA SUPERVISORS: PART 2

SEXUAL HARASSMENT PREVENTION REFRESHER (FEDERAL)

SEXUAL HARASSMENT FOR SUPERVISORS

SEXUAL HARASSMENT AWARENESS FOR FRONTLINE

SEXUAL HARASSMENT AWARENESS FOR FRONTLINE - CALIFORNIA

WORKPLACE DISCRIMINATION PREVENTION

WORKPLACE DIVERSITY GUIDELINES

RESPONSIBLE GAMING AWARENESS

HIPAA PRIVACY ACT OVERVIEW

SUBSTANCE ABUSE AWARENESS

RESPONSIBLE SOCIAL MEDIA FOR TEAM MEMBERS

COURSE LIST

AML COMPLIANCE

CAGE AND CREDIT OPERATIONS

IT & GENERAL SECURITY

SPORTS BETTING

CUSTOMER LOYALTY

FOOD & BEVERAGE

HR COMPLIANCE

HR LEADERSHIP

COMMUNICATION PROGRAM

MICROSOFT OFFICE TRAINING

LEADERSHIP PROGRAM

SMART LEADERSHIP

SOFTSKILLS / PROFESSIONAL DEVELOPMENT

GENERAL SAFETY



SEXUAL HARASSMENT PREVENTION REFRESHER (FEDERAL)

In this 20-minute refresher course, we will define sexual harassment, provide examples of sexual harassment, and outline the steps you and your employer can take to prevent and respond to sexual harassment in your workplace

OBJECTIVES

- Define the two forms of sexual harassment
- Recognize examples of sexual harassment
- Identify the negative effects of sexual harassment in the workplace
- Specify the objectives of a workplace sexual harassment policy
- Specify actions you can take to prevent and respond to sexual harassment in the workplace

Audience: All employers and employees

Primary Regulations: Title VII, Civil Rights Act of 1964

Duration: 20 minutes

COURSE CODE: CESH3

SEXUAL HARASSMENT
FOR CALIFORNIA
SUPERVISORS: PART 1

SEXUAL HARASSMENT
FOR CALIFORNIA
SUPERVISORS: PART 2

**SEXUAL HARASSMENT
PREVENTION
REFRESHER (FEDERAL)**

SEXUAL HARASSMENT
FOR SUPERVISORS

SEXUAL HARASSMENT
AWARENESS FOR
FRONTLINE

SEXUAL HARASSMENT
AWARENESS FOR
FRONTLINE - CALIFORNIA

WORKPLACE
DISCRIMINATION
PREVENTION

WORKPLACE DIVERSITY
GUIDELINES

RESPONSIBLE GAMING
AWARENESS

HIPAA PRIVACY ACT
OVERVIEW

SUBSTANCE ABUSE
AWARENESS

RESPONSIBLE SOCIAL
MEDIA FOR TEAM
MEMBERS

COURSE LIST

AML
COMPLIANCE

CAGE AND CREDIT
OPERATIONS

IT & GENERAL
SECURITY

SPORTS
BETTING

CUSTOMER
LOYALTY

FOOD &
BEVERAGE

HR
COMPLIANCE

HR
LEADERSHIP

COMMUNICATION
PROGRAM

MICROSOFT
OFFICE TRAINING

LEADERSHIP
PROGRAM

SMART
LEADERSHIP

SOFTSKILLS /
PROFESSIONAL
DEVELOPMENT

GENERAL
SAFETY



ETHICS & SOCIAL MEDIA GUIDELINES

SEXUAL HARASSMENT FOR CALIFORNIA SUPERVISORS: PART 1

SEXUAL HARASSMENT FOR CALIFORNIA SUPERVISORS: PART 2

SEXUAL HARASSMENT PREVENTION REFRESHER (FEDERAL)

SEXUAL HARASSMENT FOR SUPERVISORS

SEXUAL HARASSMENT AWARENESS FOR FRONTLINE

SEXUAL HARASSMENT AWARENESS FOR FRONTLINE - CALIFORNIA

WORKPLACE DISCRIMINATION PREVENTION

WORKPLACE DIVERSITY GUIDELINES

RESPONSIBLE GAMING AWARENESS

HIPAA PRIVACY ACT OVERVIEW

SUBSTANCE ABUSE AWARENESS

RESPONSIBLE SOCIAL MEDIA FOR TEAM MEMBERS

COURSE LIST

AML COMPLIANCE

CAGE AND CREDIT OPERATIONS

IT & GENERAL SECURITY

SPORTS BETTING

CUSTOMER LOYALTY

FOOD & BEVERAGE

HR COMPLIANCE

HR LEADERSHIP

COMMUNICATION PROGRAM

MICROSOFT OFFICE TRAINING

LEADERSHIP PROGRAM

SMART LEADERSHIP

SOFTSKILLS / PROFESSIONAL DEVELOPMENT

GENERAL SAFETY

SEXUAL HARASSMENT FOR SUPERVISORS

This course will define sexual harassment and outline the steps you and your employer can take to prevent and respond to sexual harassment in your workplace. This course will also discuss your responsibilities as a supervisor in creating a workplace that is free from sexual harassment.

OBJECTIVES

- Define the two forms of sexual harassment
- Recognize examples of sexual harassment
- Identify sexual harassment in the workplace
- Specify actions you can take to prevent and respond to sexual harassment in the workplace

Audience: All supervisors and managers

Primary Regulations: Title VII, Civil Rights Act of 1964

Duration: 60 minutes

COURSE CODE: CESH4



SEXUAL HARASSMENT AWARENESS FOR FRONTLINE

This course is designed for all employees and will define sexual harassment, provide examples of sexual harassment, and outline the steps you and your employer can take to prevent and respond to sexual harassment in your workplace.

OBJECTIVES

- Define the two forms of sexual harassment
- Recognize examples of sexual harassment
- Identify the negative effects of sexual harassment in the workplace
- Specify the objectives of a workplace sexual harassment policy
- Specify actions you can take to prevent and respond to sexual harassment in the workplace

Audience: All employees

Duration: 25-35 minutes

COURSE CODE: CESH5

SEXUAL HARASSMENT FOR CALIFORNIA SUPERVISORS: PART 1

SEXUAL HARASSMENT FOR CALIFORNIA SUPERVISORS: PART 2

SEXUAL HARASSMENT PREVENTION REFRESHER (FEDERAL)

SEXUAL HARASSMENT FOR SUPERVISORS

SEXUAL HARASSMENT AWARENESS FOR FRONTLINE

SEXUAL HARASSMENT AWARENESS FOR FRONTLINE - CALIFORNIA

WORKPLACE DISCRIMINATION PREVENTION

WORKPLACE DIVERSITY GUIDELINES

RESPONSIBLE GAMING AWARENESS

HIPAA PRIVACY ACT OVERVIEW

SUBSTANCE ABUSE AWARENESS

RESPONSIBLE SOCIAL MEDIA FOR TEAM MEMBERS

COURSE LIST

AML COMPLIANCE

CAGE AND CREDIT OPERATIONS

IT & GENERAL SECURITY

SPORTS BETTING

CUSTOMER LOYALTY

FOOD & BEVERAGE

HR COMPLIANCE

HR LEADERSHIP

COMMUNICATION PROGRAM

MICROSOFT OFFICE TRAINING

LEADERSHIP PROGRAM

SMART LEADERSHIP

SOFTSKILLS / PROFESSIONAL DEVELOPMENT

GENERAL SAFETY



SEXUAL HARASSMENT AWARENESS FOR FRONTLINE - CALIFORNIA

This course is designed for all employees and will define sexual harassment, provide examples of sexual harassment, and outline the steps you and your employer can take to prevent and respond to sexual harassment in your workplace. This course meets California's SB 1343 one hour-long sexual harassment training requirements for frontline employees.

OBJECTIVES

- Define the two forms of sexual harassment
- Recognize examples of sexual harassment
- Identify the negative effects of workplace bullying and social media harassment
- Specify the objectives of a workplace sexual harassment policy
- Specify actions you can take to prevent and respond to sexual harassment in the workplace

Audience: All employees

Duration: 60 minutes

COURSE CODE: CESH5CA

SEXUAL HARASSMENT FOR CALIFORNIA SUPERVISORS: PART 1

SEXUAL HARASSMENT FOR CALIFORNIA SUPERVISORS: PART 2

SEXUAL HARASSMENT PREVENTION REFRESHER (FEDERAL)

SEXUAL HARASSMENT FOR SUPERVISORS

SEXUAL HARASSMENT AWARENESS FOR FRONTLINE

SEXUAL HARASSMENT AWARENESS FOR FRONTLINE - CALIFORNIA

WORKPLACE DISCRIMINATION PREVENTION

WORKPLACE DIVERSITY GUIDELINES

RESPONSIBLE GAMING AWARENESS

HIPAA PRIVACY ACT OVERVIEW

SUBSTANCE ABUSE AWARENESS

RESPONSIBLE SOCIAL MEDIA FOR TEAM MEMBERS

AML COMPLIANCE

CAGE AND CREDIT OPERATIONS

IT & GENERAL SECURITY

SPORTS BETTING

CUSTOMER LOYALTY

FOOD & BEVERAGE

HR COMPLIANCE

HR LEADERSHIP

COMMUNICATION PROGRAM

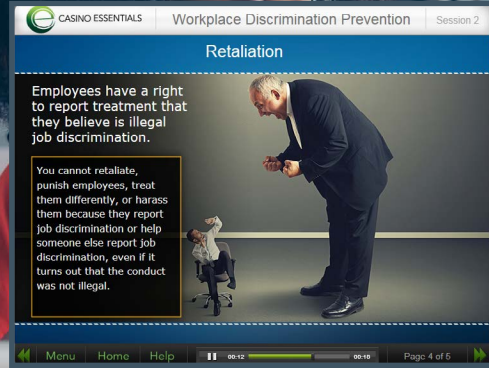
MICROSOFT OFFICE TRAINING

LEADERSHIP PROGRAM

SMART LEADERSHIP

SOFTSKILLS / PROFESSIONAL DEVELOPMENT

GENERAL SAFETY



WORKPLACE DISCRIMINATION PREVENTION

In this course, we will define discrimination, provide examples of discrimination, and outline the steps an employee and the employer can take to prevent and respond to discrimination in the workplace. The course helps employees understand the impact that discrimination can have in the workplace and how to recognize steps to take if employees experience or witness discrimination in the workplace.

OBJECTIVES

- Define discrimination
- Identify protected classes and the laws that apply to them
- Recognize discriminatory actions
- Recognize steps to take if you experience or witness discrimination in the workplace

Audience: All supervisors and anyone who directs other employees, or has the authority (or significant influence) to hire, transfer, suspend, layoff, recall, promote, discharge, assign, reward, adjust grievances, or discipline other employees. It is recommended for all supervisors.

Primary Regulations: Equal Employment Opportunity Act of 1972

Duration: 45-60 minutes.

COURSE CODE: CEWDP

SEXUAL HARASSMENT FOR CALIFORNIA SUPERVISORS: PART 1

SEXUAL HARASSMENT FOR CALIFORNIA SUPERVISORS: PART 2

SEXUAL HARASSMENT PREVENTION REFRESHER (FEDERAL)

SEXUAL HARASSMENT FOR SUPERVISORS

SEXUAL HARASSMENT AWARENESS FOR FRONTLINE

SEXUAL HARASSMENT AWARENESS FOR FRONTLINE - CALIFORNIA

WORKPLACE DISCRIMINATION PREVENTION

WORKPLACE DIVERSITY GUIDELINES

RESPONSIBLE GAMING AWARENESS

HIPAA PRIVACY ACT OVERVIEW

SUBSTANCE ABUSE AWARENESS

RESPONSIBLE SOCIAL MEDIA FOR TEAM MEMBERS

AML COMPLIANCE

CAGE AND CREDIT OPERATIONS

IT & GENERAL SECURITY

SPORTS BETTING

CUSTOMER LOYALTY

FOOD & BEVERAGE

HR COMPLIANCE

HR LEADERSHIP

COMMUNICATION PROGRAM

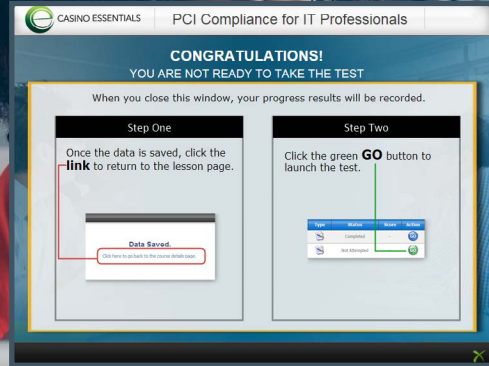
MICROSOFT OFFICE TRAINING

LEADERSHIP PROGRAM

SMART LEADERSHIP

SOFTSKILLS / PROFESSIONAL DEVELOPMENT

GENERAL SAFETY



WORKPLACE DIVERSITY GUIDELINES

Today diversity is defined in broad and inclusive terms including age, ethnic origins, cultures, and personal styles. This course examines the diverse factors that employees bring to the workforce, including attitudes toward authority, motivation and teamwork. This course provides an overview of barriers to diversity and what can be done to create a more diverse workforce.

OBJECTIVES

- Recognize opportunities resulting from a diverse workforce
- Recognize the non-discrimination legislation intent and language
- Specify objectives for a workplace diversity policy
- Recognize the influences of stereotypes
- Identify challenges of a diverse workforce
- Specify actions that can develop workplace diversity

Audience: All employers and employees

Primary Regulations: Equal Employment Opportunity Act of 1972. Equal Pay Act of 1963 as amended; Title VII of the Civil Rights Act of 1964 as amended; Pregnancy Disability Act of 1978; The Rehabilitation Act of 1973, as amended; The Americans with Disabilities Act of 1990; Age Discrimination Act of 1967 as amended.

Duration: 45-60 minutes

COURSE CODE: CEWDG

SEXUAL HARASSMENT FOR CALIFORNIA SUPERVISORS: PART 1

SEXUAL HARASSMENT FOR CALIFORNIA SUPERVISORS: PART 2

SEXUAL HARASSMENT PREVENTION REFRESHER (FEDERAL)

SEXUAL HARASSMENT FOR SUPERVISORS

SEXUAL HARASSMENT AWARENESS FOR FRONTLINE

SEXUAL HARASSMENT AWARENESS FOR FRONTLINE - CALIFORNIA

WORKPLACE DISCRIMINATION PREVENTION

WORKPLACE DIVERSITY GUIDELINES

RESPONSIBLE GAMING AWARENESS

HIPAA PRIVACY ACT OVERVIEW

SUBSTANCE ABUSE AWARENESS

RESPONSIBLE SOCIAL MEDIA FOR TEAM MEMBERS

COURSE LIST

AML COMPLIANCE

CAGE AND CREDIT OPERATIONS

IT & GENERAL SECURITY

SPORTS BETTING

CUSTOMER LOYALTY

FOOD & BEVERAGE

HR COMPLIANCE

HR LEADERSHIP

COMMUNICATION PROGRAM

MICROSOFT OFFICE TRAINING

LEADERSHIP PROGRAM

SMART LEADERSHIP

SOFTSKILLS / PROFESSIONAL DEVELOPMENT

GENERAL SAFETY



ETHICS & SOCIAL MEDIA
GUIDELINES

SEXUAL HARASSMENT
FOR CALIFORNIA
SUPERVISORS: PART 1

SEXUAL HARASSMENT
FOR CALIFORNIA
SUPERVISORS: PART 2

SEXUAL HARASSMENT
PREVENTION
REFRESHER (FEDERAL)

SEXUAL HARASSMENT
FOR SUPERVISORS

SEXUAL HARASSMENT
AWARENESS FOR
FRONTLINE

SEXUAL HARASSMENT
AWARENESS FOR
FRONTLINE - CALIFORNIA

WORKPLACE
DISCRIMINATION
PREVENTION

WORKPLACE DIVERSITY
GUIDELINES

**RESPONSIBLE GAMING
AWARENESS**

HIPAA PRIVACY ACT
OVERVIEW

SUBSTANCE ABUSE
AWARENESS

RESPONSIBLE SOCIAL
MEDIA FOR TEAM
MEMBERS

COURSE LIST

AML
COMPLIANCE

CAGE AND CREDIT
OPERATIONS

IT & GENERAL
SECURITY

SPORTS
BETTING

CUSTOMER
LOYALTY

FOOD &
BEVERAGE

HR
COMPLIANCE

HR
LEADERSHIP

COMMUNICATION
PROGRAM

MICROSOFT
OFFICE TRAINING

LEADERSHIP
PROGRAM

SMART
LEADERSHIP

SOFTSKILLS /
PROFESSIONAL
DEVELOPMENT

GENERAL
SAFETY

RESPONSIBLE GAMING AWARENESS

Problem gambling is an urge to continuously gamble despite harmful negative consequences or a desire to stop. This course is designed to assist Casino employees with situations that occur as a result of problem gambling. This is a customizable course to meet each Casino's business and jurisdictional gaming requirement for responsible gaming education.

OBJECTIVES

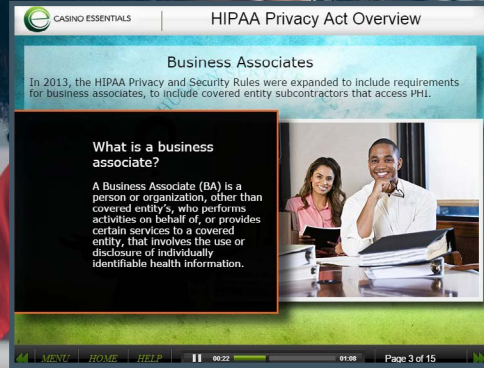
- Identify responsible gambling, problem gambling, and compulsive gambling
- Recognize common signs and consequences associated with problem gambling
- Identify who is at risk
- Learn the proper way to assist patrons with problem gambling

Audience: All employees that interact with patrons

Primary Regulations: American Gaming Association (AGA), Responsible Gaming Statutes, and Regulations.

Duration: 40 minutes

COURSE CODE: CERG



HIPAA PRIVACY ACT OVERVIEW

HIPAA Privacy issues are specific to employees of Health Plans, Healthcare Clearing-houses, Group Health Plans, and employees who may not be directly employed in the medical field, but must still be trained in the proper handling of Protected Health Information (PHI). Although employers are not covered entities under HIPAA, this course covers the ways employers are impacted by the HIPAA Privacy Rule and is designed to cover the HIPAA “Administrative Simplification” standards and regulations for the handling of PHI.

OBJECTIVES

- Describe the purpose and background of the HIPAA Privacy Rule as well as the organizations that are influenced by this rule
- Describe the security regulations that apply to covered entities under the HIPAA Security Standards “Final Rule”
- Identify acceptable uses and disclosures of PHI
- Explain summary health information and de-identifying and how they relate to the HIPAA Privacy Rule
- Recognize the personal rights that each individual possesses regarding their PHI distinguish between what a covered entity should or should not do when handling PHI
- Determine in what ways an employer should be concerned with the HIPAA Privacy Rule

Audience: The audience includes employees in healthcare facilities, providers of medical or health services, or any other persons or organizations that furnish, bill, or are paid for healthcare in the normal course of business.

Primary Regulations: Health Insurance Portability and Accountability Act (HIPAA); 45 CFR Part 160; 45 CFR Part 162; 45 CFR Part 164

Duration: 45-60 minutes

COURSE CODE: CEHIPAA

SEXUAL HARASSMENT FOR CALIFORNIA SUPERVISORS: PART 1

SEXUAL HARASSMENT FOR CALIFORNIA SUPERVISORS: PART 2

SEXUAL HARASSMENT PREVENTION REFRESHER (FEDERAL)

SEXUAL HARASSMENT FOR SUPERVISORS

SEXUAL HARASSMENT AWARENESS FOR FRONTLINE

SEXUAL HARASSMENT AWARENESS FOR FRONTLINE - CALIFORNIA

WORKPLACE DISCRIMINATION PREVENTION

WORKPLACE DIVERSITY GUIDELINES

RESPONSIBLE GAMING AWARENESS

HIPAA PRIVACY ACT OVERVIEW

SUBSTANCE ABUSE AWARENESS

RESPONSIBLE SOCIAL MEDIA FOR TEAM MEMBERS

AML COMPLIANCE

CAGE AND CREDIT OPERATIONS

IT & GENERAL SECURITY

SPORTS BETTING

CUSTOMER LOYALTY

FOOD & BEVERAGE

HR COMPLIANCE

HR LEADERSHIP

COMMUNICATION PROGRAM

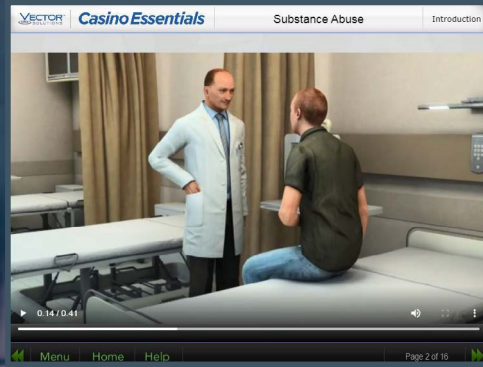
MICROSOFT OFFICE TRAINING

LEADERSHIP PROGRAM

SMART LEADERSHIP

SOFTSKILLS / PROFESSIONAL DEVELOPMENT

GENERAL SAFETY



SUBSTANCE ABUSE AWARENESS

Drug addiction is when an individual is involved in compulsive drug seeking and use, regardless of any negative health or social consequences. This compulsive drug use can cause employees to be more likely to miss work, be less productive, or even be involved in on-the-job accidents. This course raises awareness by discussing the effects of different types of drugs and alcohol as well as how to recognize and deal with symptoms of abuse.

OBJECTIVES

- The risk factors and process of addiction
- The impact of addiction in the workplace
- The most common types of abused drugs
- Recognizing the symptoms of addiction
- Workplace drug policies and testing
- Helping an employee overcome abuse and addiction
- Common types of addiction treatment

Audience: This course is designed for all employees

Duration: 25-35 minutes

COURSE CODE: CESAavs

SEXUAL HARASSMENT FOR CALIFORNIA SUPERVISORS: PART 1

SEXUAL HARASSMENT FOR CALIFORNIA SUPERVISORS: PART 2

SEXUAL HARASSMENT PREVENTION REFRESHER (FEDERAL)

SEXUAL HARASSMENT FOR SUPERVISORS

SEXUAL HARASSMENT AWARENESS FOR FRONTLINE

SEXUAL HARASSMENT AWARENESS FOR FRONTLINE - CALIFORNIA

WORKPLACE DISCRIMINATION PREVENTION

WORKPLACE DIVERSITY GUIDELINES

RESPONSIBLE GAMING AWARENESS

HIPAA PRIVACY ACT OVERVIEW

SUBSTANCE ABUSE AWARENESS

RESPONSIBLE SOCIAL MEDIA FOR TEAM MEMBERS

COURSE LIST

AML COMPLIANCE

CAGE AND CREDIT OPERATIONS

IT & GENERAL SECURITY

SPORTS BETTING

CUSTOMER LOYALTY

FOOD & BEVERAGE

HR COMPLIANCE

HR LEADERSHIP

COMMUNICATION PROGRAM

MICROSOFT OFFICE TRAINING

LEADERSHIP PROGRAM

SMART LEADERSHIP

SOFTSKILLS / PROFESSIONAL DEVELOPMENT

GENERAL SAFETY

ETHICS & SOCIAL MEDIA GUIDELINES



RESPONSIBLE SOCIAL MEDIA FOR TEAM MEMBERS

It has become increasingly clear that social media is not just a fad. It is instead, not only a massive change in the way we socialize with others in a personal setting, but also the biggest shift in how we conduct business since the arrival of the Internet. Social media is quickly altering every aspect of corporate operations, such as hiring practices, training, marketing, and even risk management. The purpose of this course is to introduce you to social media, explore how we use social media personally vs. social media use in a business setting, how its use continues to evolve in the workplace, the benefits of social media, and of course the risks it can present to you personally and to companies.

OBJECTIVES

- Define social media and discuss the most popular social networks
- Discuss social media for business use vs. personal use
- Describe the benefits of social media
- Discuss the risks of social media
- List the components of a solid workplace social media policy

Audience: This course is designed for all employees

Duration: 25-35 minutes

COURSE CODE: CERSMVS

SEXUAL HARASSMENT FOR CALIFORNIA SUPERVISORS: PART 1

SEXUAL HARASSMENT FOR CALIFORNIA SUPERVISORS: PART 2

SEXUAL HARASSMENT PREVENTION REFRESHER (FEDERAL)

SEXUAL HARASSMENT FOR SUPERVISORS

SEXUAL HARASSMENT AWARENESS FOR FRONTLINE

SEXUAL HARASSMENT AWARENESS FOR FRONTLINE - CALIFORNIA

WORKPLACE DISCRIMINATION PREVENTION

WORKPLACE DIVERSITY GUIDELINES

RESPONSIBLE GAMING AWARENESS

HIPAA PRIVACY ACT OVERVIEW

SUBSTANCE ABUSE AWARENESS

RESPONSIBLE SOCIAL MEDIA FOR TEAM MEMBERS

COURSE LIST

AML COMPLIANCE

CAGE AND CREDIT OPERATIONS

IT & GENERAL SECURITY

SPORTS BETTING

CUSTOMER LOYALTY

FOOD & BEVERAGE

HR COMPLIANCE

HR LEADERSHIP

COMMUNICATION PROGRAM

MICROSOFT OFFICE TRAINING

LEADERSHIP PROGRAM

SMART LEADERSHIP

SOFTSKILLS / PROFESSIONAL DEVELOPMENT

GENERAL SAFETY

ETHICS & SOCIAL MEDIA GUIDELINES



SMART WORKPLACES - ETHICS & SOCIAL MEDIA GUIDELINES

A code of conduct educational program that addresses business and organizational ethics that has teeth but doesn't bite! While you probably know that having a code of conduct is necessary for your business, you may not know the best ways to impart the rules and make sure they are followed by staff – and you may not know the consequences if they don't. A good code of conduct clearly communicates your company's values and imparts knowledge employees can use to make tough calls with confidence in the gray areas of business. This training presents interactive scenarios and activities that challenge employees to apply company values to ethical dilemmas and to resolve issues.

OBJECTIVES

- Identify the ways to properly conduct yourself with company equipment, assets, and customers
- Identify certain behaviors prohibited by the Code of Business Conduct and Ethics and other Company policies, business practices, and procedures
- Recognize examples of allowed and prohibited behaviors from various hypothetical scenarios

Audience: This course is designed for all employees

Duration: 25-35 minutes

COURSE CODE: CECASEVS

SEXUAL HARASSMENT FOR CALIFORNIA SUPERVISORS: PART 1

SEXUAL HARASSMENT FOR CALIFORNIA SUPERVISORS: PART 2

SEXUAL HARASSMENT PREVENTION REFRESHER (FEDERAL)

SEXUAL HARASSMENT FOR SUPERVISORS

SEXUAL HARASSMENT AWARENESS FOR FRONTLINE

SEXUAL HARASSMENT AWARENESS FOR FRONTLINE - CALIFORNIA

WORKPLACE DISCRIMINATION PREVENTION

WORKPLACE DIVERSITY GUIDELINES

RESPONSIBLE GAMING AWARENESS

HIPAA PRIVACY ACT OVERVIEW

SUBSTANCE ABUSE AWARENESS

RESPONSIBLE SOCIAL MEDIA FOR TEAM MEMBERS

COURSE LIST

AML COMPLIANCE

CAGE AND CREDIT OPERATIONS

IT & GENERAL SECURITY

SPORTS BETTING

CUSTOMER LOYALTY

FOOD & BEVERAGE

HR COMPLIANCE

HR LEADERSHIP

COMMUNICATION PROGRAM

MICROSOFT OFFICE TRAINING

LEADERSHIP PROGRAM

SMART LEADERSHIP

SOFTSKILLS / PROFESSIONAL DEVELOPMENT

GENERAL SAFETY



HR LEADERSHIP

COURSE LIST

AML
COMPLIANCE

CAGE AND CREDIT
OPERATIONS

IT & GENERAL
SECURITY

SPORTS
BETTING

CUSTOMER
LOYALTY

FOOD &
BEVERAGE

HR
COMPLIANCE

HR
LEADERSHIP

COMMUNICATION
PROGRAM

MICROSOFT
OFFICE TRAINING

LEADERSHIP
PROGRAM

SMART
LEADERSHIP

SOFTSKILLS /
PROFESSIONAL
DEVELOPMENT

GENERAL
SAFETY

THE FAMILY &
MEDICAL LEAVE ACT
(FMLA) AWARENESS

MANAGING STRESS &
EMPLOYEE BURNOUT

STRESS MANAGEMENT
PRINCIPLES

WORKPLACE VIOLENCE
PREVENTION



THE FAMILY AND MEDICAL LEAVE ACT (FMLA) AWARENESS

The Family and Medical Leave Act of 1993 (FMLA) was signed into law by President Clinton on February 5, 1993. The leave requirements of the law became effective six months after the February 5, 1993 enactment date. Both employers and employees need to know their rights and obligations under the law.

OBJECTIVES

- Explain why FMLA was enacted
- Identify employer and employee eligibility requirements
- Discuss benefits under the Act
- Provide proper notice to qualified employees
- Recognize circumstances where leave is due
- Maintain proper FMLA documentation

Audience: Audience may be determined by Human Resources department

Primary Regulation: The Family and Medical Leave Act of 1993 (FMLA)

Duration: 45-90 minutes

COURSE CODE: CEFMLA

THE FAMILY & MEDICAL LEAVE ACT (FMLA) AWARENESS

MANAGING STRESS & EMPLOYEE BURNOUT

STRESS MANAGEMENT PRINCIPLES

WORKPLACE VIOLENCE PREVENTION

AML COMPLIANCE

CAGE AND CREDIT OPERATIONS

IT & GENERAL SECURITY

SPORTS BETTING

CUSTOMER LOYALTY

FOOD & BEVERAGE

HR COMPLIANCE

HR LEADERSHIP

COMMUNICATION PROGRAM

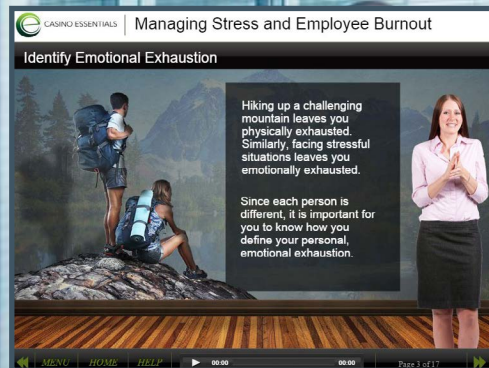
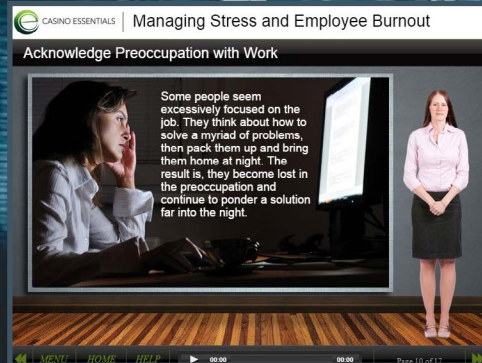
MICROSOFT OFFICE TRAINING

LEADERSHIP PROGRAM

SMART LEADERSHIP

SOFTSKILLS / PROFESSIONAL DEVELOPMENT

GENERAL SAFETY

AML
COMPLIANCECAGE AND CREDIT
OPERATIONSIT & GENERAL
SECURITYSPORTS
BETTINGCUSTOMER
LOYALTYFOOD &
BEVERAGEHR
COMPLIANCEHR
LEADERSHIPCOMMUNICATION
PROGRAMMICROSOFT
OFFICE TRAININGLEADERSHIP
PROGRAMSMART
LEADERSHIPSOFTSKILLS /
PROFESSIONAL
DEVELOPMENTGENERAL
SAFETY

MANAGING STRESS AND EMPLOYEE BURNOUT

Ever watched a candle burn out? The flame flickers and cannot be reignited due to various reasons like too much wind or the wick being too short. It eventually goes out. You face stress in a variety of ways, and though you may be able to handle it in most instances, there are some times when the stress causes you to burn out. This module can help you recognize and avoid the burnout in your life.

OBJECTIVES

- Explain how to recognize and locate stress
- Discuss the four phases of burnout
- Explain how to recognize when you're burned out
- Discuss how to take a proactive approach
- Describe how to implement your plan

Audience: Supervisors and Managers

Duration: 45-90 minutes

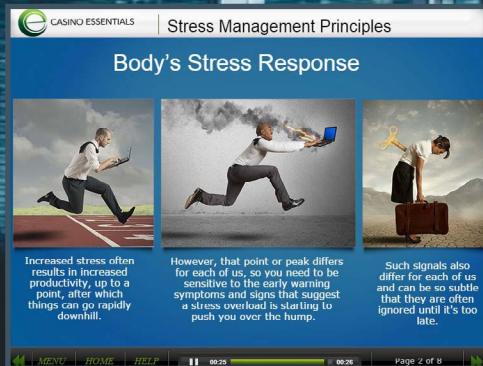
COURSE CODE: CEMSEB

THE FAMILY &
MEDICAL LEAVE ACT
(FMLA) AWARENESS

**MANAGING STRESS &
EMPLOYEE BURNOUT**

STRESS MANAGEMENT
PRINCIPLES

WORKPLACE VIOLENCE
PREVENTION



STRESS MANAGEMENT PRINCIPLES

This course assists in developing the skills necessary to recognize, control, and relieve stress in everyday life. This includes teaching how to recognize signs of stress, defining its effects, showing how to control and relieve stress, as well as demonstrating ways of resolving conflict. This is an overview of techniques to manage and deal with everyday stressful situations in and out of the workplace.

OBJECTIVES

- Define the effects of stress
- Recognize the warning signs of stress
- Distinguish between the different types of stress
- Recognize means for controlling and relieving stress
- Specify ways to maintain life balance
- Specify ways to resolve conflict

Audience: All employees and employers

Duration: 45-60 minutes

COURSE CODE: CESMT

THE FAMILY & MEDICAL LEAVE ACT (FMLA) AWARENESS

MANAGING STRESS & EMPLOYEE BURNOUT

STRESS MANAGEMENT PRINCIPLES

WORKPLACE VIOLENCE PREVENTION

AML COMPLIANCE

CAGE AND CREDIT OPERATIONS

IT & GENERAL SECURITY

SPORTS BETTING

CUSTOMER LOYALTY

FOOD & BEVERAGE

HR COMPLIANCE

HR LEADERSHIP

COMMUNICATION PROGRAM

MICROSOFT OFFICE TRAINING

LEADERSHIP PROGRAM

SMART LEADERSHIP

SOFTSKILLS / PROFESSIONAL DEVELOPMENT

GENERAL SAFETY



WORKPLACE VIOLENCE PREVENTION

This course is designed to inform the workplace of the second leading cause of fatal occupational injury in the United States. This course will inform the worker of the environmental conditions associated with workplace assaults and the control strategies to use in a variety of work settings.

OBJECTIVES

- Identify examples of workplace violence
- Identify potential victims and perpetrators
- Identify violent behavior warning signs
- Identify stages of violent behavior and intervention options
- Describe how to report workplace violence incidents
- Describe how to help victims cope with workplace violence

Audience: Anyone who works with others or with the public

Primary Regulations: NIOSH [1992]. Homicide in U.S. workplaces: a strategy for prevention and research, U.S. Department of Health and Human Services, Public Health Service, Centers for Disease Control, National Institute for Occupational Safety and Health, DHHS (NIOSH) Publication No. 92-103; NIOSH [1993]. DHHS (NIOSH) Publication No. 93-109; NIOSH [1995]. National Traumatic Occupational Fatalities (NTOF) Surveillance System. Morgantown, WV: U.S. Department of Health and Human Services, Public Health Service, Centers for Disease Control and Prevention, National Institute for Occupational Safety and Health. Department Of Labor's Occupational Safety and Health Administration (OSHA) Issues Recommendations for Workplace Violence Prevention in Late-Night Retail Establishments.

Duration: 45-60 minutes

COURSE CODE: CEWVP

THE FAMILY & MEDICAL LEAVE ACT (FMLA) AWARENESS

MANAGING STRESS & EMPLOYEE BURNOUT

STRESS MANAGEMENT PRINCIPLES

WORKPLACE VIOLENCE PREVENTION

AML COMPLIANCE

CAGE AND CREDIT OPERATIONS

IT & GENERAL SECURITY

SPORTS BETTING

CUSTOMER LOYALTY

FOOD & BEVERAGE

HR COMPLIANCE

HR LEADERSHIP

COMMUNICATION PROGRAM

MICROSOFT OFFICE TRAINING

LEADERSHIP PROGRAM

SMART LEADERSHIP

SOFTSKILLS / PROFESSIONAL DEVELOPMENT

GENERAL SAFETY



COMMUNICATION PROGRAM

COMMUNICATING CROSS CULTURALLY

COMMUNICATING IN A REACTIVE SITUATION

COMMUNICATING NEGATIVE INFORMATION

INTERPERSONAL COMMUNICATION

PROACTIVE COMMUNICATION

TEAMS AND COMMUNICATION

WORKPLACE COMMUNICATION

WRITING EFFECTIVE EMAILS

SHORT, SWEET, AND TO-THE-POINT REPORTS

HOW TO WRITE POWERFUL AND PERSUASIVE EMAILS

TACKLING THE TECHNICAL PROPOSAL

COMMUNICATION SKILLS FOR SUPERVISORS

COURSE LIST

AML COMPLIANCE

CAGE AND CREDIT OPERATIONS

IT & GENERAL SECURITY

SPORTS BETTING

CUSTOMER LOYALTY

FOOD & BEVERAGE

HR COMPLIANCE

HR LEADERSHIP

COMMUNICATION PROGRAM

MICROSOFT OFFICE TRAINING

LEADERSHIP PROGRAM

SMART LEADERSHIP

SOFTSKILLS / PROFESSIONAL DEVELOPMENT

GENERAL SAFETY



COMMUNICATING CROSS CULTURALLY

Learn strategies for coping with differences in culture that create communication opportunities in the workplace. Most important, you will analyze your own personal culture and how your culture affects your expectations of yourself and others in the workplace. Finally, you'll learn culturally imposed elements of non-verbal communication that add to the complexity of communication in the workplace.

OBJECTIVES

- Define culture
- Analyze your cultural values and those of co-workers
- Explain how cultural values influence workplace communication

Audience: All employees

Duration: 45-90 minutes

COURSE CODE: CECC

COMMUNICATING CROSS CULTURALLY

COMMUNICATING IN A REACTIVE SITUATION

COMMUNICATING NEGATIVE INFORMATION

INTERPERSONAL COMMUNICATION

PROACTIVE COMMUNICATION

TEAMS AND COMMUNICATION

WORKPLACE COMMUNICATION

WRITING EFFECTIVE EMAILS

SHORT, SWEET, AND TO-THE-POINT REPORTS

HOW TO WRITE POWERFUL AND PERSUASIVE EMAILS

TACKLING THE TECHNICAL PROPOSAL

COMMUNICATION SKILLS FOR SUPERVISORS

COURSE LIST

AML COMPLIANCE

CAGE AND CREDIT OPERATIONS

IT & GENERAL SECURITY

SPORTS BETTING

CUSTOMER LOYALTY

FOOD & BEVERAGE

HR COMPLIANCE

HR LEADERSHIP

COMMUNICATION PROGRAM

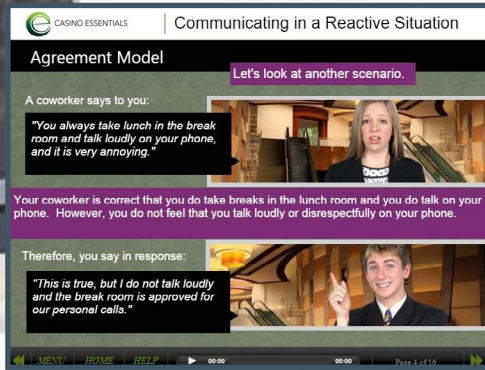
MICROSOFT OFFICE TRAINING

LEADERSHIP PROGRAM

SMART LEADERSHIP

SOFTSKILLS / PROFESSIONAL DEVELOPMENT

GENERAL SAFETY



COMMUNICATING IN A REACTIVE SITUATION

This course discusses techniques to use when the person you are communicating with questions what you are saying, or doubts the information you are providing is correct. Our knee-jerk reaction is to become defensive in these situations; however, that reaction can quickly destroy any hope of a positive outcome. You will learn to understand why people question or doubt and use non-confrontational methods to clarify information and participate in constructive, positive communication.

OBJECTIVES

- Techniques for communicating when your words are questioned
- Preventing knee-jerk reactions
- Why people question or doubt and are skeptical
- Rephrasing questions and doubts to ensure understanding
- Giving appropriate responses when questioned or doubted
- Minimizing conflict when you are faced with a true disagreement
- Probing for more information in a non-confrontational way

Audience: All employees

Duration: 45-90 minutes

COURSE CODE: CECRS

COMMUNICATING CROSS CULTURALLY

COMMUNICATING IN A REACTIVE SITUATION

COMMUNICATING NEGATIVE INFORMATION

INTERPERSONAL COMMUNICATION

PROACTIVE COMMUNICATION

TEAMS AND COMMUNICATION

WORKPLACE COMMUNICATION

WRITING EFFECTIVE EMAILS

SHORT, SWEET, AND TO-THE-POINT REPORTS

HOW TO WRITE POWERFUL AND PERSUASIVE EMAILS

TACKLING THE TECHNICAL PROPOSAL

COMMUNICATION SKILLS FOR SUPERVISORS

COURSE LIST

AML COMPLIANCE

CAGE AND CREDIT OPERATIONS

IT & GENERAL SECURITY

SPORTS BETTING

CUSTOMER LOYALTY

FOOD & BEVERAGE

HR COMPLIANCE

HR LEADERSHIP

COMMUNICATION PROGRAM

MICROSOFT OFFICE TRAINING

LEADERSHIP PROGRAM

SMART LEADERSHIP

SOFTSKILLS / PROFESSIONAL DEVELOPMENT

GENERAL SAFETY



COMMUNICATING NEGATIVE INFORMATION

Not all news is good news. There are times when negative messages have to be communicated to your organization, staff, and peers. This training is designed to help you learn techniques for delivering negative messages in a positive way.

OBJECTIVES

- Goals for delivering bad news
- Identifying potential legal problems
- Components of negative messages
- Implementing the direct and indirect pattern with bad news
- Strategies for refusing routine requests
- Delivering bad news while maintaining goodwill
- Managing bad news within an organization
- Appreciating how other cultures deliver negative messages

Audience: Supervisors and Managers

Duration: 45-90 minutes.

COURSE CODE: CECNI

COMMUNICATING CROSS CULTURALLY

COMMUNICATING IN A REACTIVE SITUATION

COMMUNICATING NEGATIVE INFORMATION

INTERPERSONAL COMMUNICATION

PROACTIVE COMMUNICATION

TEAMS AND COMMUNICATION

WORKPLACE COMMUNICATION

WRITING EFFECTIVE EMAILS

SHORT, SWEET, AND TO-THE-POINT REPORTS

HOW TO WRITE POWERFUL AND PERSUASIVE EMAILS

TACKLING THE TECHNICAL PROPOSAL

COMMUNICATION SKILLS FOR SUPERVISORS

COURSE LIST

AML COMPLIANCE

CAGE AND CREDIT OPERATIONS

IT & GENERAL SECURITY

SPORTS BETTING

CUSTOMER LOYALTY

FOOD & BEVERAGE

HR COMPLIANCE

HR LEADERSHIP

COMMUNICATION PROGRAM

MICROSOFT OFFICE TRAINING

LEADERSHIP PROGRAM

SMART LEADERSHIP

SOFTSKILLS / PROFESSIONAL DEVELOPMENT

GENERAL SAFETY



INTERPERSONAL COMMUNICATION

This training will assist with enhancing interpersonal communication skills and develop techniques for dealing with adversarial situations. Learn to communicate effectively with your co-workers and managers through verbal and non-verbal methods.

OBJECTIVES

- Problems and misunderstandings in communication
- Interpersonal communication skills
- Adversarial situations
- Communicating more effectively with managers and co-workers
- Verbal and non-verbal messages

Audience: All employees

Duration: 45-90 minutes

COURSE CODE: CEICT

COMMUNICATING CROSS CULTURALLY

COMMUNICATING IN A REACTIVE SITUATION

COMMUNICATING NEGATIVE INFORMATION

INTERPERSONAL COMMUNICATION

PROACTIVE COMMUNICATION

TEAMS AND COMMUNICATION

WORKPLACE COMMUNICATION

WRITING EFFECTIVE EMAILS

SHORT, SWEET, AND TO-THE-POINT REPORTS

HOW TO WRITE POWERFUL AND PERSUASIVE EMAILS

TACKLING THE TECHNICAL PROPOSAL

COMMUNICATION SKILLS FOR SUPERVISORS

COURSE LIST

AML COMPLIANCE

CAGE AND CREDIT OPERATIONS

IT & GENERAL SECURITY

SPORTS BETTING

CUSTOMER LOYALTY

FOOD & BEVERAGE

HR COMPLIANCE

HR LEADERSHIP

COMMUNICATION PROGRAM

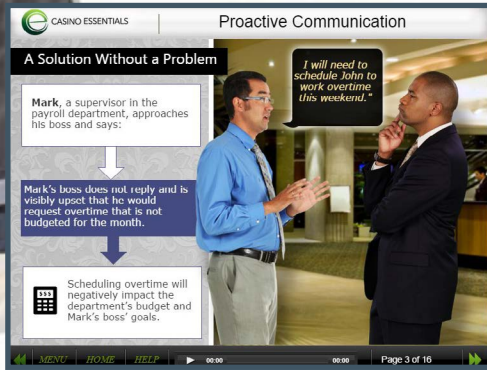
MICROSOFT OFFICE TRAINING

LEADERSHIP PROGRAM

SMART LEADERSHIP

SOFTSKILLS / PROFESSIONAL DEVELOPMENT

GENERAL SAFETY



PROACTIVE COMMUNICATION

Perhaps the single most important skill a person can develop is the ability to communicate effectively with others. Only through effective interpersonal communication can you persuasively convey an idea, overcome objections, avoid misunderstandings, and minimize arguments. This course will help you develop and improve your process of verbal communication using a step-by-step approach, focusing on basic fundamentals.

OBJECTIVES

- Explain how to effectively communicate an idea, a concept, or a request
- Describe how to break the communication process down into specific, identifiable parts
- Explain how to analyze and understand those parts
- Describe how to avoid misunderstandings and misconceptions
- Discuss how to identify and provide positive contributions to any conversation
- Explain how to focus upon and quickly review the results of a conversation

Audience: All employees

Duration: 45-90 minutes

COURSE CODE: CEPAC

COMMUNICATING CROSS CULTURALLY

COMMUNICATING IN A REACTIVE SITUATION

COMMUNICATING NEGATIVE INFORMATION

INTERPERSONAL COMMUNICATION

PROACTIVE COMMUNICATION

TEAMS AND COMMUNICATION

WORKPLACE COMMUNICATION

WRITING EFFECTIVE EMAILS

SHORT, SWEET, AND TO-THE-POINT REPORTS

HOW TO WRITE POWERFUL AND PERSUASIVE EMAILS

TACKLING THE TECHNICAL PROPOSAL

COMMUNICATION SKILLS FOR SUPERVISORS

COURSE LIST

AML COMPLIANCE

CAGE AND CREDIT OPERATIONS

IT & GENERAL SECURITY

SPORTS BETTING

CUSTOMER LOYALTY

FOOD & BEVERAGE

HR COMPLIANCE

HR LEADERSHIP

COMMUNICATION PROGRAM

MICROSOFT OFFICE TRAINING

LEADERSHIP PROGRAM

SMART LEADERSHIP

SOFTSKILLS / PROFESSIONAL DEVELOPMENT

GENERAL SAFETY



TEAMS AND COMMUNICATION

This course will show you how successful employee teams communicate in today's leaner, flatter organizations. The ability to communicate within teams is vital as a lot of responsibility is delegated to work teams today. This course will present you with all the tools you will need, including listening skills, non-verbal communication, collaboration techniques and meeting skills.

OBJECTIVES

- Examines the importance of communicating in a team-oriented environment
- Identifies the four phases of team development
- Explains the role of conflict within teams
- Identifies the characteristics of successful teams
- Explains techniques for organizing team-based presentations
- Appreciates the importance of listening in teams
- Improves non-verbal communication techniques
- Explains how to plan and participate in face-to-face, and electronic meetings

Audience: Supervisors and Managers

Duration: 45-90 minutes

COURSE CODE: CETAC

COMMUNICATING CROSS CULTURALLY

COMMUNICATING IN A REACTIVE SITUATION

COMMUNICATING NEGATIVE INFORMATION

INTERPERSONAL COMMUNICATION

PROACTIVE COMMUNICATION

TEAMS AND COMMUNICATION

WORKPLACE COMMUNICATION

WRITING EFFECTIVE EMAILS

SHORT, SWEET, AND TO-THE-POINT REPORTS

HOW TO WRITE POWERFUL AND PERSUASIVE EMAILS

TACKLING THE TECHNICAL PROPOSAL

COMMUNICATION SKILLS FOR SUPERVISORS

COURSE LIST

AML COMPLIANCE

CAGE AND CREDIT OPERATIONS

IT & GENERAL SECURITY

SPORTS BETTING

CUSTOMER LOYALTY

FOOD & BEVERAGE

HR COMPLIANCE

HR LEADERSHIP

COMMUNICATION PROGRAM

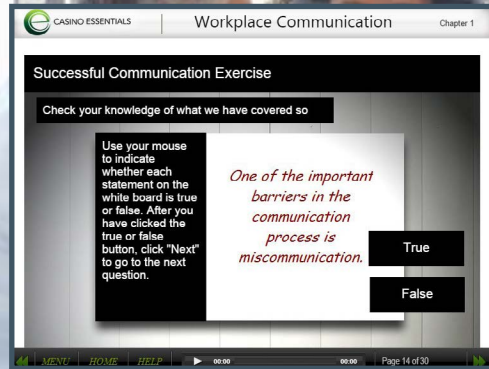
MICROSOFT OFFICE TRAINING

LEADERSHIP PROGRAM

SMART LEADERSHIP

SOFTSKILLS / PROFESSIONAL DEVELOPMENT

GENERAL SAFETY



WORKPLACE COMMUNICATION

This course provides you with both the process and the products of effective communication. No matter what your current level of employment is - from CEO to front line employee—you'll find it an invaluable source of information. Not only does the course contain the fundamentals of both interpersonal and organizational communication, it also provides a solid grounding in business ethics. That's why many employees find this online course to be as valuable as their daily planner.

OBJECTIVES

- Workplace and the importance of communication skills
- The process of communication
- Interpersonal communication and the importance of overcoming the barriers
- Flow of communication in organizations, including barriers and methods for overcoming those barriers
- Goals of ethical business communication and important tools for doing the right thing

Audience: All Employees

Duration: 45-90 minutes

COURSE CODE: CEWPC

COMMUNICATING CROSS CULTURALLY

COMMUNICATING IN A REACTIVE SITUATION

COMMUNICATING NEGATIVE INFORMATION

INTERPERSONAL COMMUNICATION

PROACTIVE COMMUNICATION

TEAMS AND COMMUNICATION

WORKPLACE COMMUNICATION

WRITING EFFECTIVE EMAILS

SHORT, SWEET, AND TO-THE-POINT REPORTS

HOW TO WRITE POWERFUL AND PERSUASIVE EMAILS

TACKLING THE TECHNICAL PROPOSAL

COMMUNICATION SKILLS FOR SUPERVISORS

COURSE LIST

AML COMPLIANCE

CAGE AND CREDIT OPERATIONS

IT & GENERAL SECURITY

SPORTS BETTING

CUSTOMER LOYALTY

FOOD & BEVERAGE

HR COMPLIANCE

HR LEADERSHIP

COMMUNICATION PROGRAM

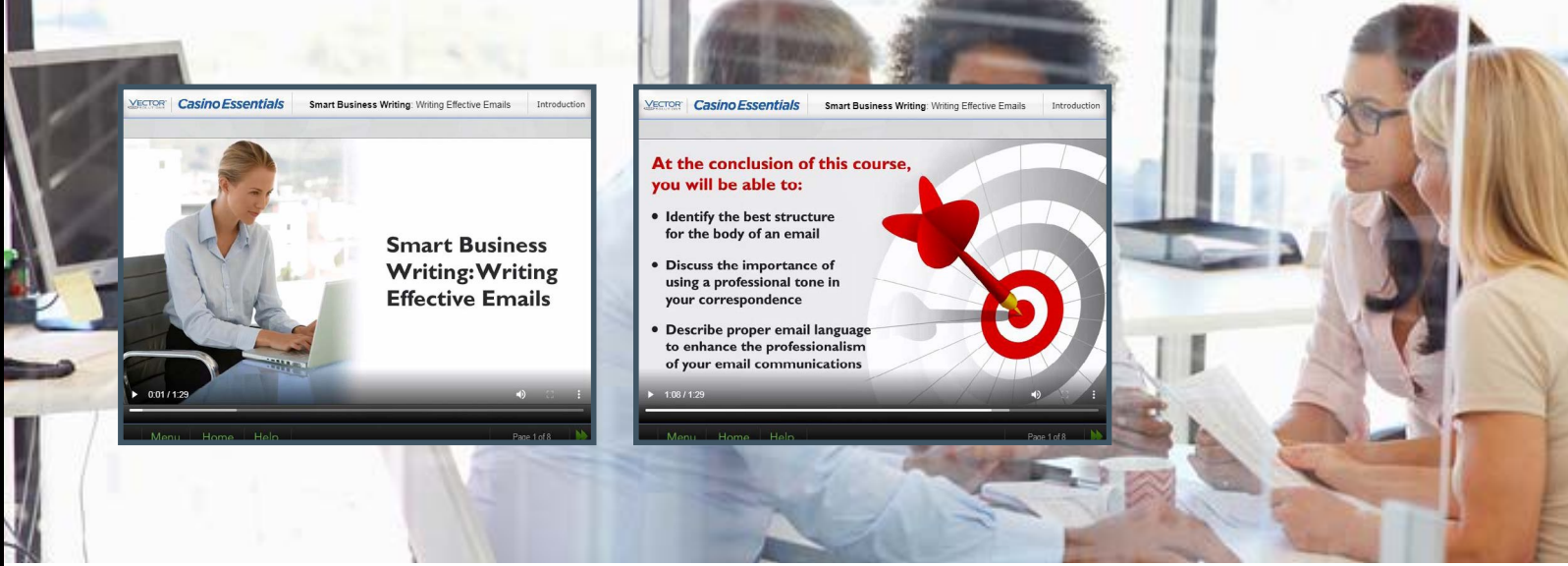
MICROSOFT OFFICE TRAINING

LEADERSHIP PROGRAM

SMART LEADERSHIP

SOFTSKILLS / PROFESSIONAL DEVELOPMENT

GENERAL SAFETY



WRITING EFFECTIVE EMAILS

In today's business world, email is often the preferred means of exchanging information, yet many organizations overlook this very important form of business communication. So much of our daily social and business interactions occur over the Internet that it is very easy to take such an important means of communication for granted. Because of the preference for email interaction over other forms of communication, utilizing email in a professional and efficient manner is vital for success.

OBJECTIVES

- Identify the best structure for the body of an email.
- Discuss the importance of using a professional tone in your correspondence.
- Describe proper email language to enhance the professionalism of your email communications.

Audience: This course is designed for all employees

Duration: 25-35 minutes

COURSE CODE: CEWEEVS

COMMUNICATING CROSS CULTURALLY

COURSE LIST

COMMUNICATING IN A REACTIVE SITUATION

AML COMPLIANCE

COMMUNICATING NEGATIVE INFORMATION

CAGE AND CREDIT OPERATIONS

INTERPERSONAL COMMUNICATION

IT & GENERAL SECURITY

PROACTIVE COMMUNICATION

SPORTS BETTING

TEAMS AND COMMUNICATION

CUSTOMER LOYALTY

WORKPLACE COMMUNICATION

FOOD & BEVERAGE

WRITING EFFECTIVE EMAILS

HR COMPLIANCE

SHORT, SWEET, AND TO-THE-POINT REPORTS

HR LEADERSHIP

HOW TO WRITE POWERFUL AND PERSUASIVE EMAILS

COMMUNICATION PROGRAM

TACKLING THE TECHNICAL PROPOSAL

MICROSOFT OFFICE TRAINING


COMMUNICATION SKILLS FOR SUPERVISORS

LEADERSHIP PROGRAM

SMART LEADERSHIP

SOFTSKILLS / PROFESSIONAL DEVELOPMENT

GENERAL SAFETY



SHORT, SWEET AND TO-TO-POINT REPORTS

If the skills you'd acquired by the time you wrote your last book report for school aren't cutting it for you in the business world, this course can teach you what you need to know. Almost every professional has to write a short report at some point in his or her career, and despite the fact that it doesn't have to be "long," it can still be daunting – especially if you don't like writing. This interactive online course will teach you to use the simple and extremely effective Pyramid method of writing to create the most common types of reports professionals will be faced with in their careers.

OBJECTIVES

- Understand how to plan and write Informative Short Reports
- Know how to create a Persuasive Short Report, designed to convince the reader to take action
- Implement the Pyramid Method of writing in all of your correspondence
- Identify the five sections of an inspection report

Audience: This course is designed for all employees

Duration: 25-35 minutes

COURSE CODE: CESSTPVS

COMMUNICATING CROSS CULTURALLY

COURSE LIST

COMMUNICATING IN A REACTIVE SITUATION

AML COMPLIANCE

COMMUNICATING NEGATIVE INFORMATION

CAGE AND CREDIT OPERATIONS

INTERPERSONAL COMMUNICATION

IT & GENERAL SECURITY

PROACTIVE COMMUNICATION

SPORTS BETTING

TEAMS AND COMMUNICATION

CUSTOMER LOYALTY

WORKPLACE COMMUNICATION

FOOD & BEVERAGE

WRITING EFFECTIVE EMAILS

HR COMPLIANCE

SHORT, SWEET, AND TO-TO-POINT REPORTS

HR LEADERSHIP

HOW TO WRITE POWERFUL AND PERSUASIVE EMAILS

COMMUNICATION PROGRAM

TACKLING THE TECHNICAL PROPOSAL

MICROSOFT OFFICE TRAINING

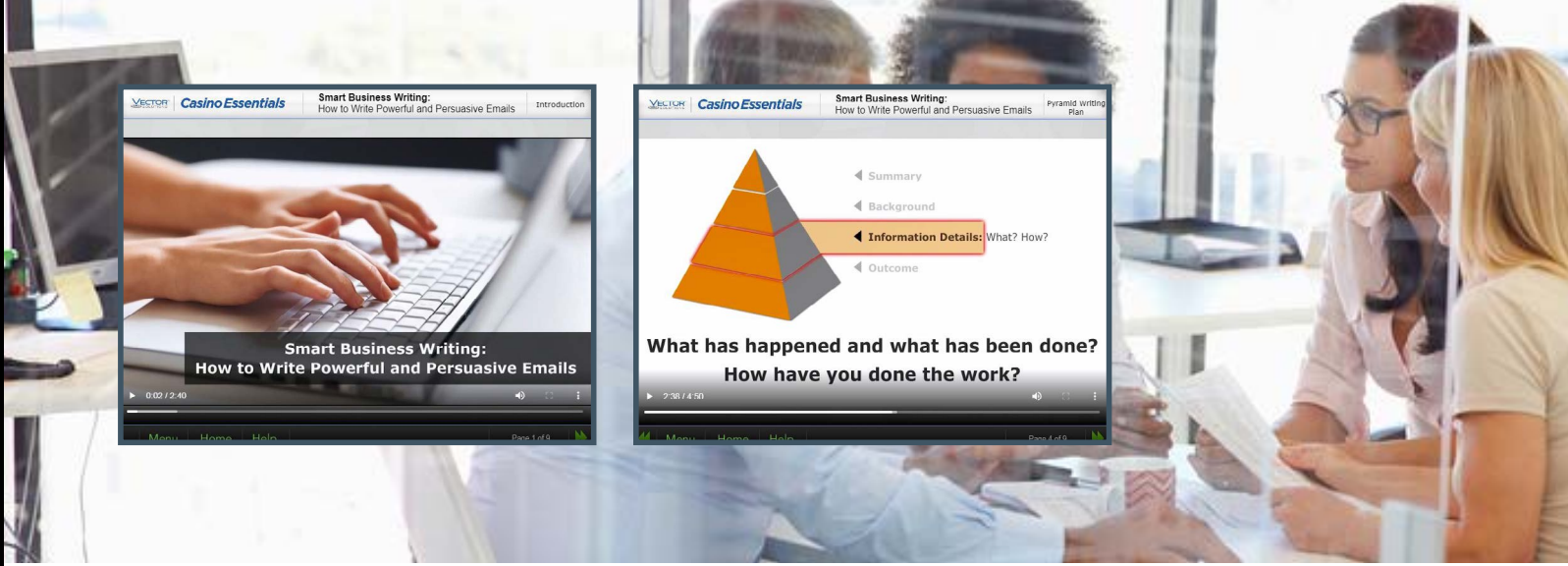
COMMUNICATION SKILLS FOR SUPERVISORS

LEADERSHIP PROGRAM

SMART LEADERSHIP

SOFTSKILLS / PROFESSIONAL DEVELOPMENT

GENERAL SAFETY



HOW TO WRITE POWERFUL & PERSUASIVE EMAILS

Writing an email is the same as any other form of correspondence, only faster and a lot less formal, right? Wrong. Almost every professional today is faced with the seemingly simple task of writing emails but there are specific considerations that apply to email that we should always consider before we hit "Send."

OBJECTIVES

- Recognize the components of the Pyramid Writing Plan
- Define poorly-written vs. well-written emails
- Describe effective, appropriate e-mail messages
- Discuss efficient, error-free e-mail

Audience: This course is designed for all employees

Duration: 25-35 minutes

COURSE CODE: CEHTWVS

COMMUNICATING CROSS CULTURALLY

COURSE LIST

COMMUNICATING IN A REACTIVE SITUATION

AML COMPLIANCE

COMMUNICATING NEGATIVE INFORMATION

CAGE AND CREDIT OPERATIONS

INTERPERSONAL COMMUNICATION

IT & GENERAL SECURITY

PROACTIVE COMMUNICATION

SPORTS BETTING

TEAMS AND COMMUNICATION

CUSTOMER LOYALTY

WORKPLACE COMMUNICATION

FOOD & BEVERAGE

WRITING EFFECTIVE EMAILS

HR COMPLIANCE

SHORT, SWEET, AND TO-THE-POINT REPORTS

HR LEADERSHIP

HOW TO WRITE POWERFUL AND PERSUASIVE EMAILS

COMMUNICATION PROGRAM

TACKLING THE TECHNICAL PROPOSAL

MICROSOFT OFFICE TRAINING

COMMUNICATION SKILLS FOR SUPERVISORS

LEADERSHIP PROGRAM

SMART LEADERSHIP

SOFTSKILLS / PROFESSIONAL DEVELOPMENT

GENERAL SAFETY



TACKLING THE TECHNICAL PROPOSAL

Proposals are an integral part of the professional world. Proposal topics can range from a request for more department funding to a plan for redesigning a highway. Regardless of the subject, proposals are intended to persuade. A poorly written or dull document that doesn't present the critical components in logical order can mean your presentation or request is brushed aside or not taken seriously.

OBJECTIVES

- Define short informal proposals
- Discuss longer semiformal proposals
- Identify the properties of formal proposals
- Describe visually-pleasing documents
- Explain how to write more effectively and persuasively

Audience: This course is designed for all employees

Duration: 25-35 minutes

COURSE CODE: CETTPVS

COMMUNICATING CROSS CULTURALLY

COMMUNICATING IN A REACTIVE SITUATION

COMMUNICATING NEGATIVE INFORMATION

INTERPERSONAL COMMUNICATION

PROACTIVE COMMUNICATION

TEAMS AND COMMUNICATION

WORKPLACE COMMUNICATION

WRITING EFFECTIVE EMAILS

SHORT, SWEET, AND TO-THE-POINT REPORTS

HOW TO WRITE POWERFUL AND PERSUASIVE EMAILS

TACKLING THE TECHNICAL PROPOSAL

COMMUNICATION SKILLS FOR SUPERVISORS

COURSE LIST

AML COMPLIANCE

CAGE AND CREDIT OPERATIONS

IT & GENERAL SECURITY

SPORTS BETTING

CUSTOMER LOYALTY

FOOD & BEVERAGE

HR COMPLIANCE

HR LEADERSHIP

COMMUNICATION PROGRAM

MICROSOFT OFFICE TRAINING

LEADERSHIP PROGRAM

SMART LEADERSHIP

SOFTSKILLS / PROFESSIONAL DEVELOPMENT

GENERAL SAFETY



COMMUNICATION SKILLS FOR SUPERVISORS

Communication skills are frequently cited as the most important skills for supervisors. To be an effective supervisor, you must be able to communicate with all levels of the organization. Poor communication can have many negative consequences, such as poor performance due to lack of alignment on expectations, and conflicts between individuals. This module will cover some essential skills for communicating effectively, with a focus on communicating with your subordinates.

OBJECTIVES

- Describe the elements required for effective communication
- List and describe the 7 Cs of effective communication
- Describe different communication methods and how to choose the best one
- Identify and describe common forms of nonverbal communication

Audience: This course is designed for all employees

Duration: 25-35 minutes

COURSE CODE: RVCT-975

COMMUNICATING CROSS CULTURALLY

COMMUNICATING IN A REACTIVE SITUATION

COMMUNICATING NEGATIVE INFORMATION

INTERPERSONAL COMMUNICATION

PROACTIVE COMMUNICATION

TEAMS AND COMMUNICATION

WORKPLACE COMMUNICATION

WRITING EFFECTIVE EMAILS

SHORT, SWEET, AND TO-THE-POINT REPORTS

HOW TO WRITE POWERFUL AND PERSUASIVE EMAILS

TACKLING THE TECHNICAL PROPOSAL

COMMUNICATION SKILLS FOR SUPERVISORS

COURSE LIST

AML COMPLIANCE

CAGE AND CREDIT OPERATIONS

IT & GENERAL SECURITY

SPORTS BETTING

CUSTOMER LOYALTY

FOOD & BEVERAGE

HR COMPLIANCE

HR LEADERSHIP

COMMUNICATION PROGRAM

MICROSOFT OFFICE TRAINING

LEADERSHIP PROGRAM

SMART LEADERSHIP

SOFTSKILLS / PROFESSIONAL DEVELOPMENT

GENERAL SAFETY



MICROSOFT OFFICE TRAINING

COURSE LIST

AML
COMPLIANCE

CAGE AND CREDIT
OPERATIONS

IT & GENERAL
SECURITY

SPORTS
BETTING

CUSTOMER
LOYALTY

FOOD &
BEVERAGE

HR
COMPLIANCE

HR
LEADERSHIP

COMMUNICATION
PROGRAM

MICROSOFT
OFFICE TRAINING

LEADERSHIP
PROGRAM

SMART
LEADERSHIP

SOFTSKILLS /
PROFESSIONAL
DEVELOPMENT

GENERAL
SAFETY

WORD 2013 ESSENTIAL
TRAINING I

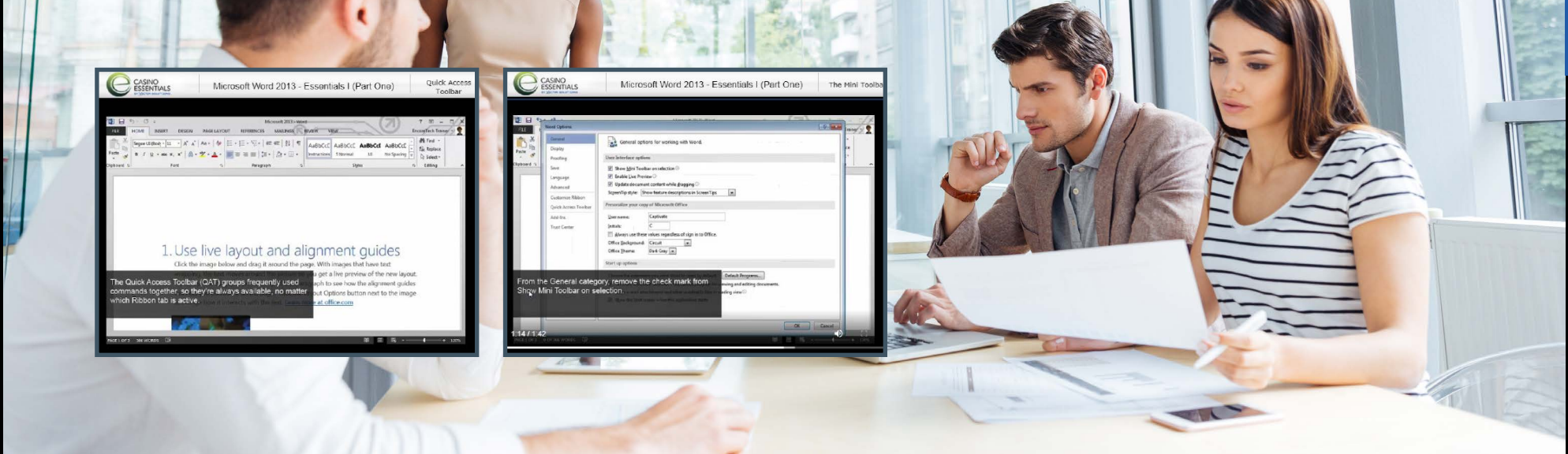
WORD 2013 ESSENTIAL
TRAINING II

OUTLOOK 2013,
ESSENTIAL TRAINING

MASTERING EXCEL 2019
BASICS

MASTERING WORD 2019
BASICS

MASTERING OUTLOOK
2019 - BASICS



WORD 2013 ESSENTIAL TRAINING I

In the Word 2013 Essential Training series, you will learn the core features and tools in Word 2013. This first course in the series provides an orientation of the Word 2013 interface, including the functionality at the heart of Word: creating, editing, and formatting documents. It also covers numbering and page layout, in addition to creating and editing tables. Each lesson features learning activities so you can practice your new skills as you proceed through the course.

OBJECTIVES

- Discuss the essential tools used in Word 2013
- Describe how to navigate the features in Word 2013 to build and edit documents
- Describe how to insert numbering and format page layouts
- Explain how to create and edit created tables in Word 2013

Duration: 120 minutes

COURSE CODE: MWETI

COURSE LIST

AML COMPLIANCE

CAGE AND CREDIT OPERATIONS

IT & GENERAL SECURITY

SPORTS BETTING

CUSTOMER LOYALTY

FOOD & BEVERAGE

HR COMPLIANCE

HR LEADERSHIP

COMMUNICATION PROGRAM

MICROSOFT OFFICE TRAINING

LEADERSHIP PROGRAM

SMART LEADERSHIP

SOFTSKILLS / PROFESSIONAL DEVELOPMENT

GENERAL SAFETY

WORD 2013 ESSENTIAL TRAINING I

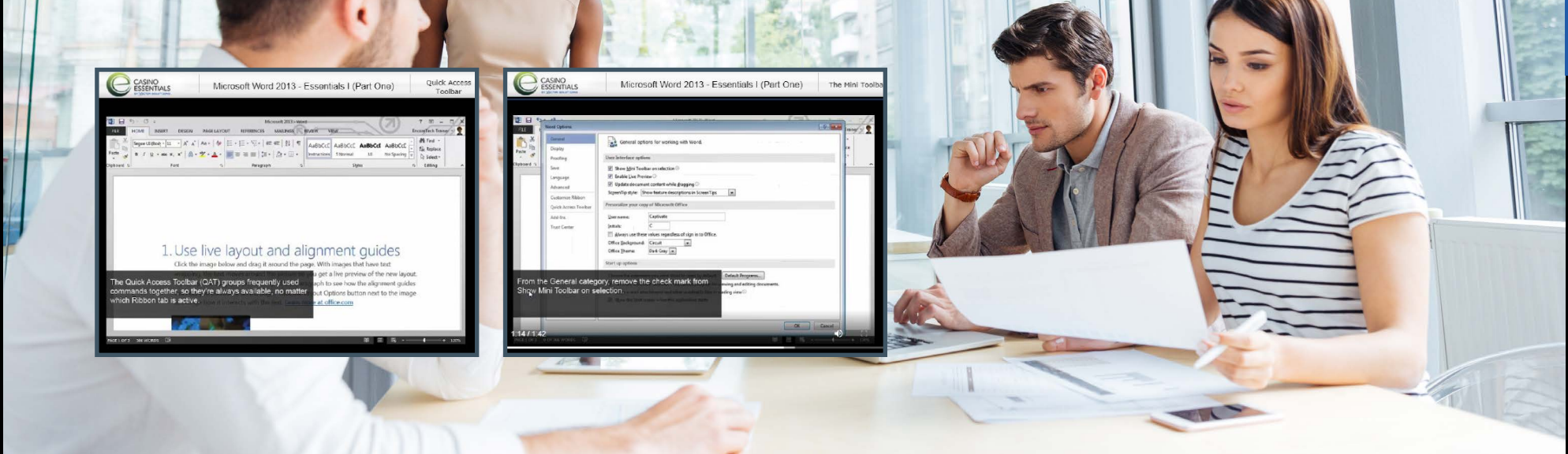
WORD 2013 ESSENTIAL TRAINING II

OUTLOOK 2013, ESSENTIAL TRAINING

MASTERING EXCEL 2019 BASICS

MASTERING WORD 2019 BASICS

MASTERING OUTLOOK 2019 - BASICS



WORD 2013 ESSENTIAL TRAINING II

In the Word 2013 Essential Training series, you will learn the core features and tools in Word 2013. This first course in the series provides an orientation of the Word 2013 interface, including the functionality at the heart of Word: creating, editing, and formatting documents. It also covers numbering and page layout, in addition to creating and editing tables. Each lesson features learning activities so you can practice your new skills as you proceed through the course.

OBJECTIVES

- Discuss the essential tools used in Word 2013
- Describe how to navigate the features in Word 2013 to build and edit documents
- Describe how to insert numbering and format page layouts
- Explain how to create and edit created tables in Word 2013

Duration: 120 minutes

COURSE CODE: MWETII

COURSE LIST

AML COMPLIANCE

CAGE AND CREDIT OPERATIONS

IT & GENERAL SECURITY

SPORTS BETTING

CUSTOMER LOYALTY

FOOD & BEVERAGE

HR COMPLIANCE

HR LEADERSHIP

COMMUNICATION PROGRAM

MICROSOFT OFFICE TRAINING

LEADERSHIP PROGRAM

SMART LEADERSHIP

SOFTSKILLS / PROFESSIONAL DEVELOPMENT

GENERAL SAFETY

WORD 2013 ESSENTIAL TRAINING I

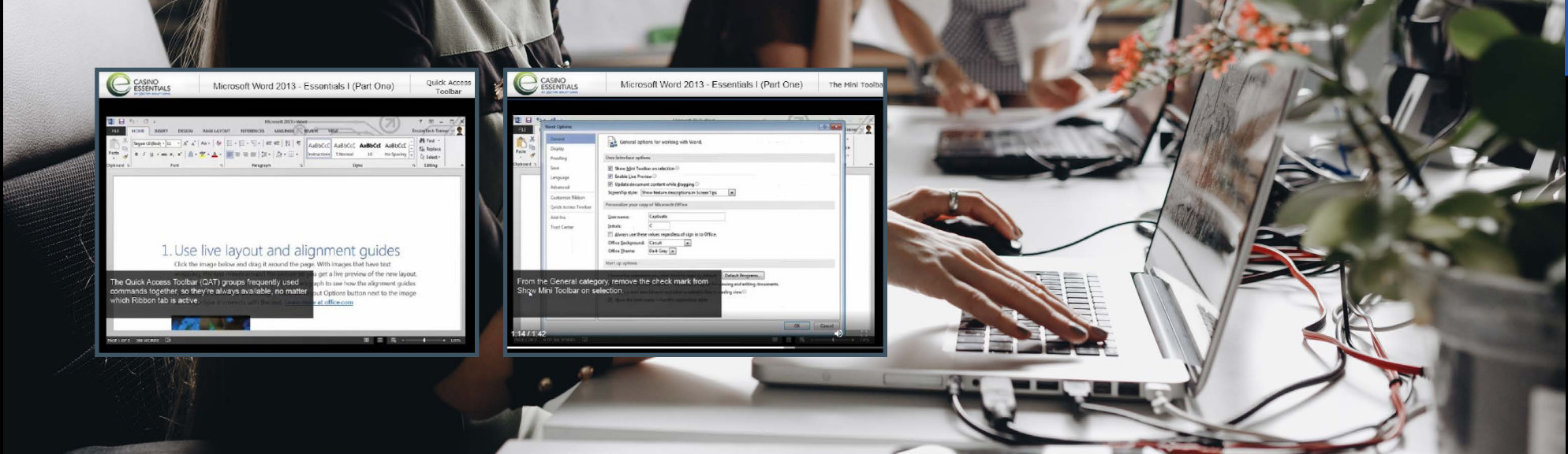
WORD 2013 ESSENTIAL TRAINING II

OUTLOOK 2013, ESSENTIAL TRAINING

MASTERING EXCEL 2019 BASICS

MASTERING WORD 2019 BASICS

MASTERING OUTLOOK 2019 - BASICS



OUTLOOK 2013, ESSENTIAL TRAINING

Outlook is a program that enables you to track all your communication with contacts, meetings or appointments, notes, and to-do lists in one place. Microsoft has offered this resourceful program for years, but released this version update to provide users with a sleeker and more efficient tool. Explore what's new in Outlook 2013 as you go over the basics. You'll explore the interface, discover customization options for the layout of Outlook as well as customization options within your messages. Communication is key to success. Therefore, you'll spend a portion of your time learning to work efficiently within the Mail section of Outlook.

OBJECTIVES

- Explore the interface, discover customization options for the layout of Outlook as well as customization options within your messages.

Duration: 10 Hours

COURSE CODE: MOET

- WORD 2013 ESSENTIAL TRAINING I

- WORD 2013 ESSENTIAL TRAINING II

- OUTLOOK 2013, ESSENTIAL TRAINING

- MASTERING EXCEL 2019 BASICS

- MASTERING WORD 2019 BASICS

- MASTERING OUTLOOK 2019 - BASICS

- COURSE LIST

- AML COMPLIANCE

- CAGE AND CREDIT OPERATIONS

- IT & GENERAL SECURITY

- SPORTS BETTING

- CUSTOMER LOYALTY

- FOOD & BEVERAGE

- HR COMPLIANCE

- HR LEADERSHIP

- COMMUNICATION PROGRAM

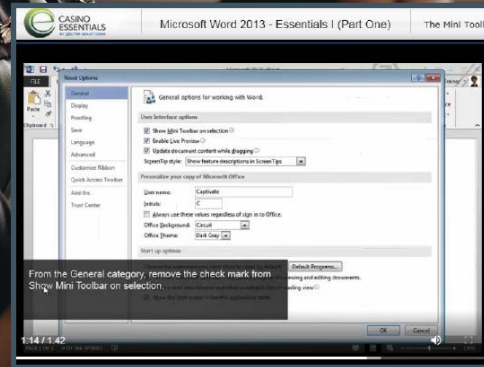
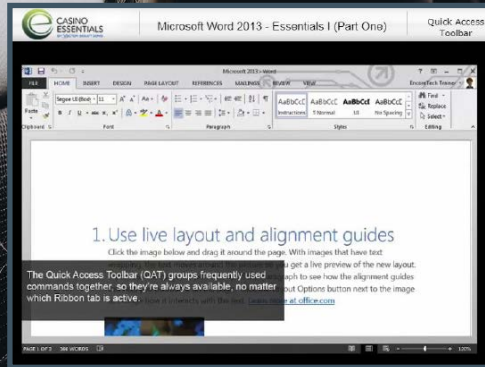
- MICROSOFT OFFICE TRAINING

- LEADERSHIP PROGRAM

- SMART LEADERSHIP

- SOFTSKILLS / PROFESSIONAL DEVELOPMENT

- GENERAL SAFETY



MASTERING EXCEL 2019 - BASICS

There are two kinds of people: Those who are masters at Excel, and those who wish they were. When you master Excel, you have one of the most practical and valuable skillsets in modern business. A spreadsheet guru can work wonders—from organizing lists; to creating multi-layered, interactive reports; to answering critical business questions like ROI, budget allocations, expense tracking, and more. This course is your first step towards becoming an expert at using Excel 2019.

OBJECTIVES

- Navigate the interface including creating and saving workbooks, quickly accessing commands, and selecting and entering data
- Perform calculations using formulas and functions
- Insert and delete rows and columns
- Apply formatting to text, numbers, and cells including Conditional Formatting, Comparative Analysis Formatting, Cell Styles, and Themes

Duration: 120 minutes

COURSE CODE: RVBB-3272

WORD 2013 ESSENTIAL
TRAINING I

WORD 2013 ESSENTIAL
TRAINING II

OUTLOOK 2013,
ESSENTIAL TRAINING

MASTERING EXCEL 2019
BASICS

MASTERING WORD 2019
BASICS

MASTERING OUTLOOK
2019 - BASICS

AML
COMPLIANCE

CAGE AND CREDIT
OPERATIONS

IT & GENERAL
SECURITY

SPORTS
BETTING

CUSTOMER
LOYALTY

FOOD &
BEVERAGE

HR
COMPLIANCE

HR
LEADERSHIP

COMMUNICATION
PROGRAM

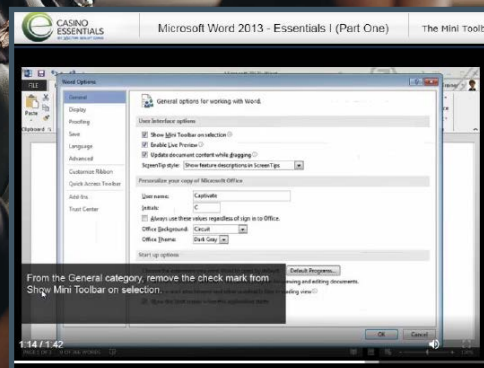
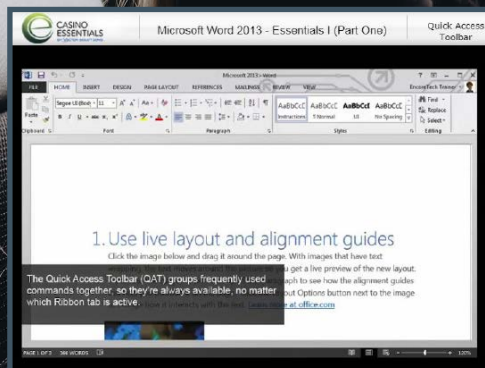
MICROSOFT
OFFICE TRAINING

LEADERSHIP
PROGRAM

SMART
LEADERSHIP

SOFTSKILLS /
PROFESSIONAL
DEVELOPMENT

GENERAL
SAFETY

AML
COMPLIANCECAGE AND CREDIT
OPERATIONSIT & GENERAL
SECURITYSPORTS
BETTINGCUSTOMER
LOYALTYFOOD &
BEVERAGEHR
COMPLIANCEHR
LEADERSHIPCOMMUNICATION
PROGRAMMICROSOFT
OFFICE TRAININGLEADERSHIP
PROGRAMSMART
LEADERSHIPSOFTSKILLS /
PROFESSIONAL
DEVELOPMENTGENERAL
SAFETY

MASTERING WORD 2019 - BASICS

Learn the Basics of Microsoft Word 2019—Delivered in Easily Searchable, Highly Informative Content Lessons Microsoft Word: Hands-down the most powerful document creation tool on the planet. Used by millions of people each day, very few know how to use it properly. In this basics course produced by Microsoft Certified Trainer, Barbara, Evers, we'll show you everything you need to know to start harnessing the power of Microsoft Word.

OBJECTIVES

- Navigate the interface including creating and saving documents, quickly accessing commands, and selecting and entering text
- Manage your workspace to view multiple documents and customize your version of Word
- Format your document including character formatting, paragraph layout, spacing, and alignment
- Create and format lists and tables including sorting and converting text to a table

Duration: 120 minutes

COURSE CODE: RVBB-3294

WORD 2013 ESSENTIAL
TRAINING I

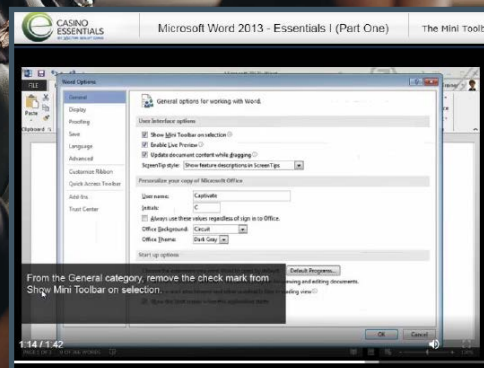
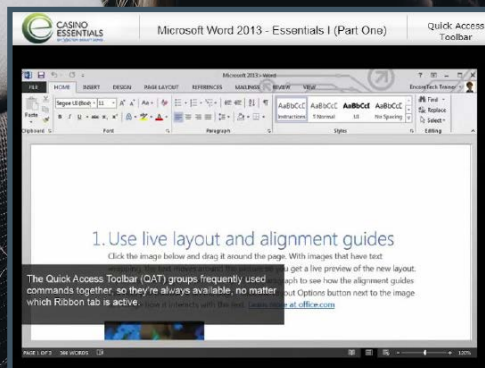
WORD 2013 ESSENTIAL
TRAINING II

OUTLOOK 2013,
ESSENTIAL TRAINING

MASTERING EXCEL 2019
BASICS

MASTERING WORD 2019
BASICS

MASTERING OUTLOOK
2019 - BASICS

AML
COMPLIANCECAGE AND CREDIT
OPERATIONSIT & GENERAL
SECURITYSPORTS
BETTINGCUSTOMER
LOYALTYFOOD &
BEVERAGEHR
COMPLIANCEHR
LEADERSHIPCOMMUNICATION
PROGRAMMICROSOFT
OFFICE TRAININGLEADERSHIP
PROGRAMSMART
LEADERSHIPSOFTSKILLS /
PROFESSIONAL
DEVELOPMENTGENERAL
SAFETY

MASTERING OUTLOOK 2019 - BASICS

From Time-Waster To Productivity Booster: Change The Way You Use Microsoft Outlook Few things have greater impact on your productivity than the way you employ Outlook. Too many people waste time on unnecessary tasks that could be managed automatically or handled in a fraction of the time—if the Outlook user knew how to use the proper tools. This Course is the First Step to Becoming an Outlook Master!

OBJECTIVES

- Navigate the Outlook 2019 interface and send, reply to, forward, and print emails.
- Send and receive attachments from your local drive and online locations.
- Access Help options including searching for articles and training videos and contacting support, as well as easily locating features through searching.

Duration: 120 minutes

COURSE CODE: RVBB-3284

WORD 2013 ESSENTIAL
TRAINING I

WORD 2013 ESSENTIAL
TRAINING II

OUTLOOK 2013,
ESSENTIAL TRAINING

MASTERING EXCEL 2019
BASICS

MASTERING WORD 2019
BASICS

MASTERING OUTLOOK
2019 - BASICS



- COURSE LIST
- AML COMPLIANCE
- CAGE AND CREDIT OPERATIONS
- IT & GENERAL SECURITY
- SPORTS BETTING
- CUSTOMER LOYALTY
- FOOD & BEVERAGE
- HR COMPLIANCE
- HR LEADERSHIP
- COMMUNICATION PROGRAM
- MICROSOFT OFFICE TRAINING
- LEADERSHIP PROGRAM
- SMART LEADERSHIP
- SOFTSKILLS / PROFESSIONAL DEVELOPMENT
- GENERAL SAFETY

LEADERSHIP PROGRAM



TEAM SERIES



MANAGEMENT SERIES



PERFORMANCE SERIES



COURSE LIST

AML COMPLIANCE

CAGE AND CREDIT OPERATIONS

IT & GENERAL SECURITY

SPORTS BETTING

CUSTOMER LOYALTY

FOOD & BEVERAGE

HR COMPLIANCE

HR LEADERSHIP

COMMUNICATION PROGRAM

MICROSOFT OFFICE TRAINING

LEADERSHIP PROGRAM

SMART LEADERSHIP

SOFTSKILLS / PROFESSIONAL DEVELOPMENT

GENERAL SAFETY

LEADERSHIP PROGRAM

 **TEAM SERIES**

 **PERFORMANCE SERIES**

 **MANAGEMENT SERIES**

CONDUCTING EFFECTIVE TEAM MEETINGS

DEVELOPING HIGHLY SUCCESSFUL WORK TEAMS

UNDERSTANDING PROBLEM-SOLVING AS A TEAM

LEADERSHIP PROGRAM

SMART LEADERSHIP

SOFTSKILLS / PROFESSIONAL DEVELOPMENT

GENERAL SAFETY



CONDUCTING EFFECTIVE TEAM MEETINGS

Most managers spend from 25%-80% of their time in meetings, many of which they are leading. According to some estimates, approximately 50% of this time is unproductive! There must be a better way!

OBJECTIVES

- Explain how to spend sufficient time in preparation
- Describe effective meeting methods
- Explain how to promote participation
- State a framework for group decision making
- Describe plans for follow-up
- Explain how to strive for continuous improvement

Audience: Supervisors and Managers

Duration: 45-90 minutes

COURSE CODE: CECTM

CONDUCTING EFFECTIVE TEAM MEETINGS

DEVELOPING HIGHLY SUCCESSFUL WORK TEAMS

UNDERSTANDING PROBLEM-SOLVING AS A TEAM

AML COMPLIANCE

CAGE AND CREDIT OPERATIONS

IT & GENERAL SECURITY

SPORTS BETTING

CUSTOMER LOYALTY

FOOD & BEVERAGE

HR COMPLIANCE

HR LEADERSHIP

COMMUNICATION PROGRAM

MICROSOFT OFFICE TRAINING

LEADERSHIP PROGRAM

SMART LEADERSHIP

SOFTSKILLS / PROFESSIONAL DEVELOPMENT

GENERAL SAFETY

 AML
COMPLIANCE

 CAGE AND CREDIT
OPERATIONS

 IT & GENERAL
SECURITY

 SPORTS
BETTING

 CUSTOMER
LOYALTY

 FOOD &
BEVERAGE

 HR
COMPLIANCE

 HR
LEADERSHIP

 COMMUNICATION
PROGRAM

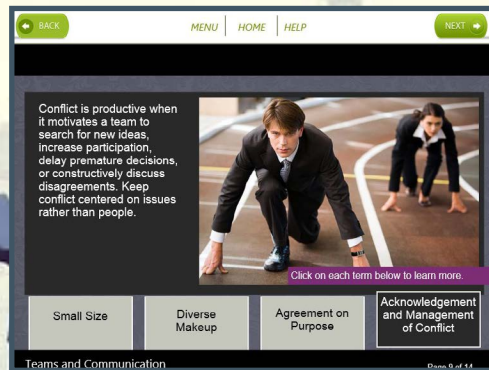
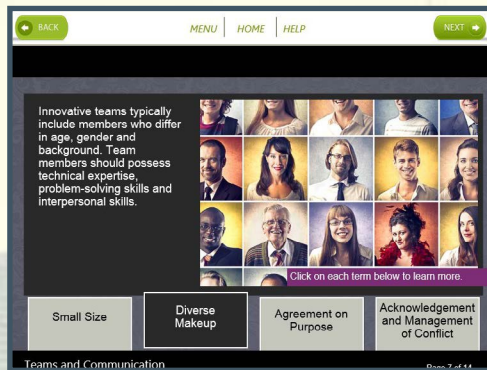
 MICROSOFT
OFFICE TRAINING

 LEADERSHIP
PROGRAM

 SMART
LEADERSHIP

 SOFTSKILLS /
PROFESSIONAL
DEVELOPMENT

 GENERAL
SAFETY



DEVELOPING HIGHLY SUCCESSFUL WORK TEAMS

Developing your own strong leadership team can be a challenge as well as fun when you work diligently at building it.

OBJECTIVES

- Getting to know your team members
- How to practice open and honest communication
- Working together in a team
- Defining roles and responsibilities
- Planning how to communicate
- Talking about how decisions will be made
- Developing a process for resolving issues
- Discuss how to know each other as people
- Explain how to practice open and honest communication
- Describe how to work together

Audience: Supervisors and Managers

Duration: 45-90 minutes

COURSE CODE: CEDST

CONDUCTING EFFECTIVE
TEAM MEETINGS

**DEVELOPING HIGHLY
SUCCESSFUL WORK
TEAMS**

UNDERSTANDING
PROBLEM-SOLVING AS A
TEAM

 LEADERSHIP
PROGRAM

 SMART
LEADERSHIP

 SOFTSKILLS /
PROFESSIONAL
DEVELOPMENT

 GENERAL
SAFETY

 AML
COMPLIANCE

 CAGE AND CREDIT
OPERATIONS

 IT & GENERAL
SECURITY

 SPORTS
BETTING

 CUSTOMER
LOYALTY

 FOOD &
BEVERAGE

 HR
COMPLIANCE

 HR
LEADERSHIP

 COMMUNICATION
PROGRAM

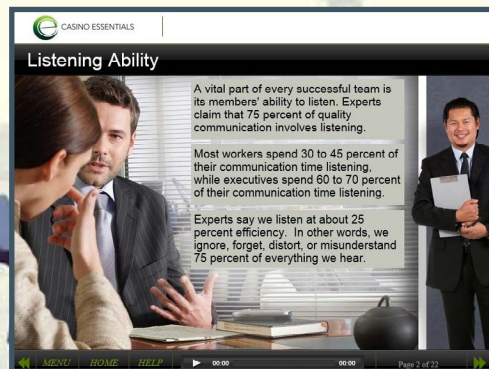
 MICROSOFT
OFFICE TRAINING

 LEADERSHIP
PROGRAM

 SMART
LEADERSHIP

 SOFTSKILLS /
PROFESSIONAL
DEVELOPMENT

 GENERAL
SAFETY



UNDERSTANDING PROBLEM-SOLVING AS A TEAM

Problem solving is a systematic method for defining an undesirable situation, and then identifying and eliminating the root causes. A good strategy for solving problems uses specific actions and techniques. Business managers benefit from learning how to solve all manner of common workplace problems such as missed deadlines, incorrect invoices, lost shipments, and people calling in sick.

OBJECTIVES

- Define problem-solving
- Discuss the four absolutes of quality
- Explain which problems matter most
- Discuss techniques for selecting problems
- Explain organization, and how to work together to solve problems
- Discuss how teamwork can help in problem-solving

Audience: Supervisors and Managers

Duration: 45-90 minutes

COURSE CODE: CEPST

CONDUCTING EFFECTIVE
TEAM MEETINGS

DEVELOPING HIGHLY
SUCCESSFUL WORK
TEAMS

**UNDERSTANDING
PROBLEM-SOLVING AS
A TEAM**

 LEADERSHIP
PROGRAM

 SMART
LEADERSHIP

 SOFTSKILLS /
PROFESSIONAL
DEVELOPMENT

 GENERAL
SAFETY



LEADERSHIP PROGRAM

 **TEAM SERIES**

 **MANAGEMENT SERIES**

 **PERFORMANCE SERIES**

MOTIVATING EMPLOYEES

COURSE LIST

CONFLICT RESOLUTION

AML COMPLIANCE

CONFLICT MANAGEMENT FOR IMPROVED PERFORMANCE

CAGE AND CREDIT OPERATIONS

DEVELOPING MOTIVATED EMPLOYEES

IT & GENERAL SECURITY

EMPLOYEE DISCIPLINE & PERFORMANCE MANAGEMENT

SPORTS BETTING

EMPLOYEE PERFORMANCE RECOGNITION

CUSTOMER LOYALTY

MEASURABLE PERFORMANCE GOALS & EXPECTATIONS

FOOD & BEVERAGE

CONDUCTING PERFORMANCE REVIEWS

HR COMPLIANCE

FEEDBACK AND COUNSELING

HR LEADERSHIP

PROVIDING PROFESSIONAL CRITICISM

COMMUNICATION PROGRAM

EFFECTIVELY DISCIPLINING PROBLEM PERFORMANCE

MICROSOFT OFFICE TRAINING

EFFECTIVE PERFORMANCE REVIEW PRACTICES

LEADERSHIP PROGRAM

IDENTIFYING PERFORMANCE PROBLEMS AND CAUSES

SMART LEADERSHIP

SOFTSKILLS / PROFESSIONAL DEVELOPMENT

GENERAL SAFETY



CONFLICT RESOLUTION

Dealing with conflict in the workplace can be difficult. Seeing a person with whom you have issues every day can be challenging and distracting. Resolving conflicts has a major positive effect on the work environment, making it happier and more productive. Having employees with this conflict resolving quality is an important part of creating a productive workplace. This conflict resolution training course highlights the important aspects of resolving conflicts in the workplace. The course offers a myriad of conflict resolution skills and strategies that will help employees better deal with disputes in the workplace.

Audience: Supervisors and Managers

Duration: 45-90 minutes

COURSE CODE: RVLS-2501

MOTIVATING EMPLOYEES

COURSE LIST

CONFLICT RESOLUTION

AML COMPLIANCE

CONFLICT MANAGEMENT FOR IMPROVED PERFORMANCE

CAGE AND CREDIT OPERATIONS

DEVELOPING MOTIVATED EMPLOYEES

IT & GENERAL SECURITY

EMPLOYEE DISCIPLINE & PERFORMANCE MANAGEMENT

SPORTS BETTING

EMPLOYEE PERFORMANCE RECOGNITION

CUSTOMER LOYALTY

MEASURABLE PERFORMANCE GOALS & EXPECTATIONS

FOOD & BEVERAGE

CONDUCTING PERFORMANCE REVIEWS

HR COMPLIANCE

FEEDBACK AND COUNSELING

HR LEADERSHIP

PROVIDING PROFESSIONAL CRITICISM

COMMUNICATION PROGRAM

EFFECTIVELY DISCIPLINING PROBLEM PERFORMANCE

MICROSOFT OFFICE TRAINING

EFFECTIVE PERFORMANCE REVIEW PRACTICES

LEADERSHIP PROGRAM

SMART LEADERSHIP

IDENTIFYING PERFORMANCE PROBLEMS AND CAUSES

SOFTSKILLS / PROFESSIONAL DEVELOPMENT

GENERAL SAFETY



MOTIVATING EMPLOYEES

How do you get your employees and team members motivated and actively engaged? According to the dictionary, you simply provide them with a need, desire, or reason to make a particular choice - or behave in a specific manner. Sounds simple, right? Unfortunately, motivating employees is much more than just offering the right prizes, bonuses, or incentives. To understand motivation, we'll first focus on making sure the foundational needs of your employees are being met, and then, look at what additional needs need to be taken care of to help them thrive. Finally, you'll learn how to assess the motivation level of your employees to better determine what types of programs, incentives, or changes should be put in place to effectively increase motivation within your organization.

Audience: Supervisors and Managers

Duration: 45-90 minutes

COURSE CODE: RVLS-2558

MOTIVATING EMPLOYEES

COURSE LIST

CONFLICT RESOLUTION

AML COMPLIANCE

CONFLICT MANAGEMENT FOR IMPROVED PERFORMANCE

CAGE AND CREDIT OPERATIONS

DEVELOPING MOTIVATED EMPLOYEES

IT & GENERAL SECURITY

EMPLOYEE DISCIPLINE & PERFORMANCE MANAGEMENT

SPORTS BETTING

EMPLOYEE PERFORMANCE RECOGNITION

CUSTOMER LOYALTY

MEASURABLE PERFORMANCE GOALS & EXPECTATIONS

FOOD & BEVERAGE

CONDUCTING PERFORMANCE REVIEWS

HR COMPLIANCE

FEEDBACK AND COUNSELING

HR LEADERSHIP

PROVIDING PROFESSIONAL CRITICISM

COMMUNICATION PROGRAM

EFFECTIVELY DISCIPLINING PROBLEM PERFORMANCE

MICROSOFT OFFICE TRAINING

EFFECTIVE PERFORMANCE REVIEW PRACTICES

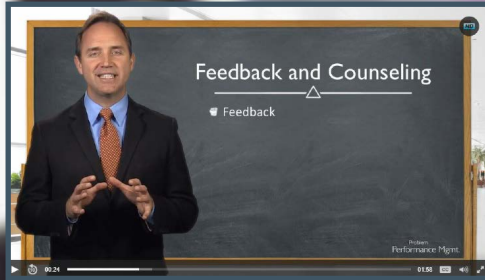
LEADERSHIP PROGRAM

SMART LEADERSHIP

IDENTIFYING PERFORMANCE PROBLEMS AND CAUSES

SOFTSKILLS / PROFESSIONAL DEVELOPMENT

GENERAL SAFETY



FEEDBACK AND COUNSELING

The most important tool a supervisor can use in addressing performance problems is feedback and counseling. Counseling can be used to get to the root of why employees are unable to meet performance expectations. Another tool that will assist you is a Performance Improvement Plan. Learn how to use these tools to effectively address performance problems and improve workplace performance. You will also go through presentations that will help you hone your managerial, supervisory, coaching, and teaching techniques. You will also concentrate on how to isolate and address problems that are exclusive to individual tasks, sets of tasks, and individuals. Each of these topics makes up the third course of the Problem Performance Management series.

Audience: Supervisors and Managers

Duration: 45-90 minutes

COURSE CODE: RVLS-1798

MOTIVATING EMPLOYEES

COURSE LIST

CONFLICT RESOLUTION

AML COMPLIANCE

CONFLICT MANAGEMENT FOR IMPROVED PERFORMANCE

CAGE AND CREDIT OPERATIONS

DEVELOPING MOTIVATED EMPLOYEES

IT & GENERAL SECURITY

EMPLOYEE DISCIPLINE & PERFORMANCE MANAGEMENT

SPORTS BETTING

EMPLOYEE PERFORMANCE RECOGNITION

CUSTOMER LOYALTY

MEASURABLE PERFORMANCE GOALS & EXPECTATIONS

FOOD & BEVERAGE

CONDUCTING PERFORMANCE REVIEWS

HR COMPLIANCE

FEEDBACK AND COUNSELING

HR LEADERSHIP

PROVIDING PROFESSIONAL CRITICISM

COMMUNICATION PROGRAM

EFFECTIVELY DISCIPLINING PROBLEM PERFORMANCE

MICROSOFT OFFICE TRAINING

EFFECTIVE PERFORMANCE REVIEW PRACTICES


LEADERSHIP PROGRAM

SMART LEADERSHIP

IDENTIFYING PERFORMANCE PROBLEMS AND CAUSES

SOFTSKILLS / PROFESSIONAL DEVELOPMENT

GENERAL SAFETY



EFFECTIVELY DISCIPLINING PROBLEM PERFORMANCE

Delve into the final course of the Problem Performance Management series. Disciplining employees is the final phase in addressing performance issues. You will spend studying the elements of an effective disciplinary policy, the role of warnings, and steps taken to formally discipline an employee. You'll also look at the impact of mishandling discipline, particularly the implications it has on the employee-manager relationship. After taking disciplinary action, there are additional options to consider as manager including termination, Discipline Without Punishment, and performance change.

Audience: Supervisors and Managers

Duration: 45-90 minutes

COURSE CODE: RVLS-1799

MOTIVATING EMPLOYEES

COURSE LIST

CONFLICT RESOLUTION

AML COMPLIANCE

CONFLICT MANAGEMENT FOR IMPROVED PERFORMANCE

CAGE AND CREDIT OPERATIONS

DEVELOPING MOTIVATED EMPLOYEES

IT & GENERAL SECURITY

EMPLOYEE DISCIPLINE & PERFORMANCE MANAGEMENT

SPORTS BETTING

EMPLOYEE PERFORMANCE RECOGNITION

CUSTOMER LOYALTY

MEASURABLE PERFORMANCE GOALS & EXPECTATIONS

FOOD & BEVERAGE

CONDUCTING PERFORMANCE REVIEWS

HR COMPLIANCE

FEEDBACK AND COUNSELING

HR LEADERSHIP

PROVIDING PROFESSIONAL CRITICISM

COMMUNICATION PROGRAM

EFFECTIVELY DISCIPLINING PROBLEM PERFORMANCE

MICROSOFT OFFICE TRAINING

EFFECTIVE PERFORMANCE REVIEW PRACTICES

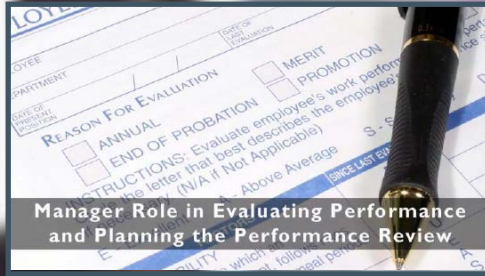
LEADERSHIP PROGRAM

SMART LEADERSHIP

IDENTIFYING PERFORMANCE PROBLEMS AND CAUSES

SOFTSKILLS / PROFESSIONAL DEVELOPMENT

GENERAL SAFETY



EFFECTIVE PERFORMANCE REVIEW PRACTICES

Studies show that well over 90% of organizations engage in a formal employee Performance Review (or Appraisal) Process, but the practice is highly varied between companies – and sometimes within a single company - in both the way it is conducted and its effectiveness. In fact, Performance Review is often dreaded by both managers and employees. One reason is that managers often lack skill in objectively evaluating and providing useful feedback to employees. The purpose of this interactive online course is to equip managers to engage in effective employee performance reviews that will help employees understand and maximize their performance. We will also show how employees can best participate in the process. When done effectively, the Performance Review will have a positive impact on the motivation and performance of employees and their managers and will benefit the entire company.

Audience: Supervisors and Managers

Duration: 45-90 minutes

COURSE CODE: RVLS-1799

MOTIVATING EMPLOYEES

COURSE LIST

CONFLICT RESOLUTION

AML COMPLIANCE

CONFLICT MANAGEMENT FOR IMPROVED PERFORMANCE

CAGE AND CREDIT OPERATIONS

DEVELOPING MOTIVATED EMPLOYEES

IT & GENERAL SECURITY

EMPLOYEE DISCIPLINE & PERFORMANCE MANAGEMENT

SPORTS BETTING

EMPLOYEE PERFORMANCE RECOGNITION

CUSTOMER LOYALTY

MEASURABLE PERFORMANCE GOALS & EXPECTATIONS

FOOD & BEVERAGE

CONDUCTING PERFORMANCE REVIEWS

HR COMPLIANCE

FEEDBACK AND COUNSELING

HR LEADERSHIP

PROVIDING PROFESSIONAL CRITICISM

COMMUNICATION PROGRAM

EFFECTIVELY DISCIPLINING PROBLEM PERFORMANCE

MICROSOFT OFFICE TRAINING

EFFECTIVE PERFORMANCE REVIEW PRACTICES

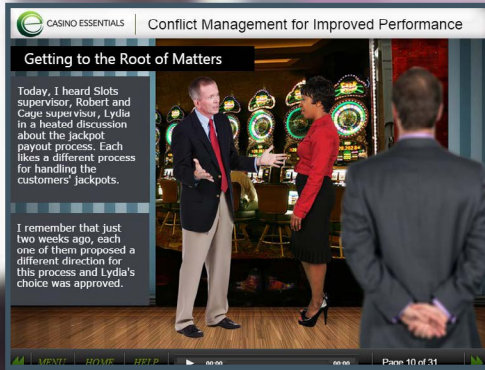
LEADERSHIP PROGRAM

SMART LEADERSHIP

IDENTIFYING PERFORMANCE PROBLEMS AND CAUSES

SOFTSKILLS / PROFESSIONAL DEVELOPMENT

GENERAL SAFETY



CONFLICT MANAGEMENT FOR IMPROVED PERFORMANCE

The outcome of the conflict depends on how each party responds to the reactions and emotions in a given situation. With skilled intervention, conflict has the potential of creating an environment with enhanced communication, effective solutions, and greater empathy.

OBJECTIVES

- Determine your role in the conflict
- Explain how to neutralize the situation
- Explain how to promote a win-win scenario
- Describe how to obtain a commitment
- Explain how to encourage mutual respect
- Discuss how to end on a positive note

Audience: Supervisors and Managers

Duration: 45-90 minutes

COURSE CODE: CECMIP

MOTIVATING EMPLOYEES

COURSE LIST

CONFLICT RESOLUTION

AML COMPLIANCE

CONFLICT MANAGEMENT FOR IMPROVED PERFORMANCE

CAGE AND CREDIT OPERATIONS

DEVELOPING MOTIVATED EMPLOYEES

IT & GENERAL SECURITY

EMPLOYEE DISCIPLINE & PERFORMANCE MANAGEMENT

SPORTS BETTING

EMPLOYEE PERFORMANCE RECOGNITION

CUSTOMER LOYALTY

MEASURABLE PERFORMANCE GOALS & EXPECTATIONS

FOOD & BEVERAGE

CONDUCTING PERFORMANCE REVIEWS

HR COMPLIANCE

FEEDBACK AND COUNSELING

HR LEADERSHIP

PROVIDING PROFESSIONAL CRITICISM

COMMUNICATION PROGRAM

EFFECTIVELY DISCIPLINING PROBLEM PERFORMANCE

MICROSOFT OFFICE TRAINING

EFFECTIVE PERFORMANCE REVIEW PRACTICES

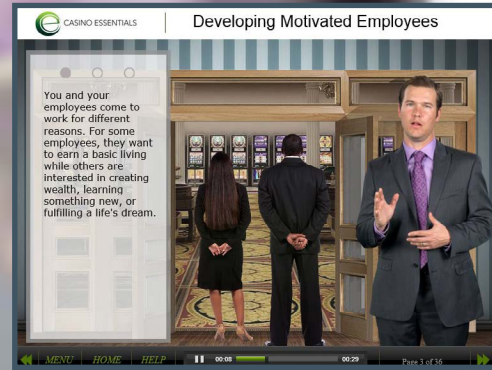
LEADERSHIP PROGRAM

IDENTIFYING PERFORMANCE PROBLEMS AND CAUSES

SMART LEADERSHIP

SOFTSKILLS / PROFESSIONAL DEVELOPMENT

GENERAL SAFETY



DEVELOPING MOTIVATED EMPLOYEES

In reality, you cannot motivate anyone; it is not within your power because motivation comes from within each person. You can, however, create an environment in which people can discover and experience their own motivation. This course can help you transform a group of employees into a laser-powered workforce by aligning their natural motivations and focusing them on organizational goals.

OBJECTIVES

- Explain how to establish a positive work environment
- Discuss how to assess the impact of the work environment
- Describe how to cultivate employee autonomy
- Explain how to work on the roots of motivation
- Define leading pro-actively

Audience: Supervisors and Managers

Duration: 45-90 minutes

COURSE CODE: CEDME

MOTIVATING EMPLOYEES

COURSE LIST

CONFLICT RESOLUTION

AML COMPLIANCE

CONFLICT MANAGEMENT FOR IMPROVED PERFORMANCE

CAGE AND CREDIT OPERATIONS

DEVELOPING MOTIVATED EMPLOYEES

IT & GENERAL SECURITY

EMPLOYEE DISCIPLINE & PERFORMANCE MANAGEMENT

SPORTS BETTING

EMPLOYEE PERFORMANCE RECOGNITION

CUSTOMER LOYALTY

MEASURABLE PERFORMANCE GOALS & EXPECTATIONS

FOOD & BEVERAGE

CONDUCTING PERFORMANCE REVIEWS

HR COMPLIANCE

FEEDBACK AND COUNSELING

HR LEADERSHIP

PROVIDING PROFESSIONAL CRITICISM

COMMUNICATION PROGRAM

EFFECTIVELY DISCIPLINING PROBLEM PERFORMANCE

MICROSOFT OFFICE TRAINING

EFFECTIVE PERFORMANCE REVIEW PRACTICES

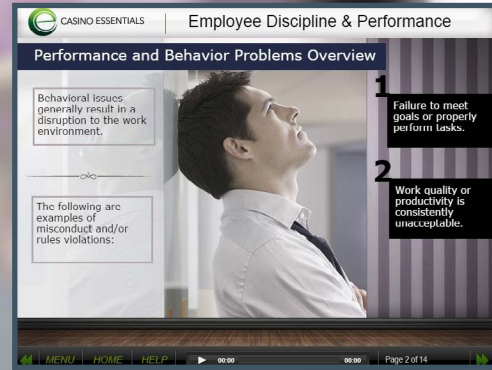
LEADERSHIP PROGRAM

IDENTIFYING PERFORMANCE PROBLEMS AND CAUSES

SMART LEADERSHIP

SOFTSKILLS / PROFESSIONAL DEVELOPMENT

GENERAL SAFETY



EMPLOYEE DISCIPLINE AND PERFORMANCE MANAGEMENT

When it becomes clear that a situation exists where employee discipline is required, it can be difficult for a supervisor or manager to be sure they are reacting appropriately in the best interest of both the employee and the company. This course provides information on conducting an effective workplace investigation and discusses the common methods of discipline that exist in workplaces today.

OBJECTIVES

- Identifies lawful reasons for discipline or termination
- Describes how to conduct a fair, objective investigation of an employee disciplinary incident
- Identifies proper practices for discharging an employee
- Describes how to suspend an employee in a fair and legal manner
- Explains how to apply work rules consistently to avoid unfair treatment of any employee

Audience: Supervisors and Managers

Duration: 45-90 minutes

COURSE CODE: CEEDP

MOTIVATING EMPLOYEES

COURSE LIST

CONFLICT RESOLUTION

AML COMPLIANCE

CONFLICT MANAGEMENT FOR IMPROVED PERFORMANCE

CAGE AND CREDIT OPERATIONS

DEVELOPING MOTIVATED EMPLOYEES

IT & GENERAL SECURITY

EMPLOYEE DISCIPLINE & PERFORMANCE MANAGEMENT

SPORTS BETTING

CUSTOMER LOYALTY

EMPLOYEE PERFORMANCE RECOGNITION

FOOD & BEVERAGE

MEASURABLE PERFORMANCE GOALS & EXPECTATIONS

HR COMPLIANCE

CONDUCTING PERFORMANCE REVIEWS

HR LEADERSHIP

FEEDBACK AND COUNSELING

COMMUNICATION PROGRAM

PROVIDING PROFESSIONAL CRITICISM

MICROSOFT OFFICE TRAINING

EFFECTIVELY DISCIPLINING PROBLEM PERFORMANCE

LEADERSHIP PROGRAM

EFFECTIVE PERFORMANCE REVIEW PRACTICES

SMART LEADERSHIP

IDENTIFYING PERFORMANCE PROBLEMS AND CAUSES

SOFTSKILLS / PROFESSIONAL DEVELOPMENT

GENERAL SAFETY



EMPLOYEE PERFORMANCE RECOGNITION

Have you ever used a boomerang? There is something magical about how you can throw it out with all your might and it comes back to you—with nearly the same force! Throwing recognition to your employees can come back to you in positive ways. The more positive reinforcement you throw out, the more hard work and diligence you will get from your employees.

OBJECTIVES

- Explains initiating a new process
- Explains how to gather information
- Explains identification of your own strengths
- Explains methods for sharpening your communication skills
- Describes the creation of list of awards
- Describes how to understand the support of your company
- Explains the importance of paying attention to your employees
- Describes how to render recognition and reinforcement
- Explains how to demonstrate consistency
- Explains how to follow-up and ask for feedback

Audience: Supervisors and Managers

Duration: 45-90 minutes

COURSE CODE: CEEPR

MOTIVATING EMPLOYEES

COURSE LIST

CONFLICT RESOLUTION

AML COMPLIANCE

CONFLICT MANAGEMENT FOR IMPROVED PERFORMANCE

CAGE AND CREDIT OPERATIONS

DEVELOPING MOTIVATED EMPLOYEES

IT & GENERAL SECURITY

EMPLOYEE DISCIPLINE & PERFORMANCE MANAGEMENT

SPORTS BETTING

EMPLOYEE PERFORMANCE RECOGNITION

CUSTOMER LOYALTY

MEASURABLE PERFORMANCE GOALS & EXPECTATIONS

FOOD & BEVERAGE

CONDUCTING PERFORMANCE REVIEWS

HR COMPLIANCE

FEEDBACK AND COUNSELING

HR LEADERSHIP

PROVIDING PROFESSIONAL CRITICISM

COMMUNICATION PROGRAM

EFFECTIVELY DISCIPLINING PROBLEM PERFORMANCE

MICROSOFT OFFICE TRAINING

EFFECTIVE PERFORMANCE REVIEW PRACTICES

LEADERSHIP PROGRAM

IDENTIFYING PERFORMANCE PROBLEMS AND CAUSES

SMART LEADERSHIP

SOFTSKILLS / PROFESSIONAL DEVELOPMENT

GENERAL SAFETY



MEASURABLE PERFORMANCE GOALS AND EXPECTATIONS

It's the end of the appraisal period, and some of your employees haven't met your expectations. How sure are you that they understand them? Many leaders think they have done a good job of defining employee performance goals and expectations, and then find out too late that they were overly optimistic. If the employees reporting to you aren't performing as well as you think they should, take some time to reflect on how well you set performance goals and expectations with them.

OBJECTIVES

- Explain how to institute performance objectives and goals
- Describe how to continually refine goals and expectations
- Explain how to discuss objectives with employees
- Recognize performance and results
- Explain how to conduct a summary review

Audience: Supervisors and Managers

Duration: 45-90 minutes

COURSE CODE: CEMGE

MOTIVATING EMPLOYEES

COURSE LIST

CONFLICT RESOLUTION

AML COMPLIANCE

CONFLICT MANAGEMENT FOR IMPROVED PERFORMANCE

CAGE AND CREDIT OPERATIONS

DEVELOPING MOTIVATED EMPLOYEES

IT & GENERAL SECURITY

EMPLOYEE DISCIPLINE & PERFORMANCE MANAGEMENT

SPORTS BETTING

EMPLOYEE PERFORMANCE RECOGNITION

CUSTOMER LOYALTY

MEASURABLE PERFORMANCE GOALS & EXPECTATIONS

FOOD & BEVERAGE

CONDUCTING PERFORMANCE REVIEWS

HR COMPLIANCE

FEEDBACK AND COUNSELING

HR LEADERSHIP

PROVIDING PROFESSIONAL CRITICISM

COMMUNICATION PROGRAM

EFFECTIVELY DISCIPLINING PROBLEM PERFORMANCE

MICROSOFT OFFICE TRAINING

EFFECTIVE PERFORMANCE REVIEW PRACTICES

LEADERSHIP PROGRAM

IDENTIFYING PERFORMANCE PROBLEMS AND CAUSES

SMART LEADERSHIP

SOFTSKILLS / PROFESSIONAL DEVELOPMENT

GENERAL SAFETY



CONDUCTING PERFORMANCE REVIEWS

This course is designed to help you unleash your leadership potential. Many people that you know are effective leaders. They have tapped into their inner reserves to take a stand, achieve a goal, or motivate others. A performance review is, however, a great opportunity for you and your subordinates to develop a positive working relationship and improve productivity.

OBJECTIVES

- Giving feedback that lets employees know where they stand
- Getting first-hand information about what is going on in your work area
- Making sure your employees know what they are supposed to be doing
- Getting the employees' view of the organization
- Giving your employees some formal recognition for jobs well done
- Giving the employee a sense of participation in the job
- Setting performance standards and expectations

Audience: Supervisors and Managers

Duration: 45-90 minutes

COURSE CODE: CEPRM

MOTIVATING EMPLOYEES

COURSE LIST

CONFLICT RESOLUTION

AML COMPLIANCE

CONFLICT MANAGEMENT FOR IMPROVED PERFORMANCE

CAGE AND CREDIT OPERATIONS

DEVELOPING MOTIVATED EMPLOYEES

IT & GENERAL SECURITY

EMPLOYEE DISCIPLINE & PERFORMANCE MANAGEMENT

SPORTS BETTING

EMPLOYEE PERFORMANCE RECOGNITION

CUSTOMER LOYALTY

MEASURABLE PERFORMANCE GOALS & EXPECTATIONS

FOOD & BEVERAGE

CONDUCTING PERFORMANCE REVIEWS

HR COMPLIANCE

FEEDBACK AND COUNSELING

HR LEADERSHIP

PROVIDING PROFESSIONAL CRITICISM

COMMUNICATION PROGRAM

EFFECTIVELY DISCIPLINING PROBLEM PERFORMANCE

MICROSOFT OFFICE TRAINING

EFFECTIVE PERFORMANCE REVIEW PRACTICES


LEADERSHIP PROGRAM

IDENTIFYING PERFORMANCE PROBLEMS AND CAUSES

SMART LEADERSHIP

SOFTSKILLS / PROFESSIONAL DEVELOPMENT

GENERAL SAFETY



PROVIDING PROFESSIONAL CRITICISM

At some point in our lives, we have witnessed criticism, received criticism, or were the critic. When you think back to these situations, you may have a negative memory associated with the delivery of the feedback and the feeling associated with criticism. Fortunately, that does not always need to be the case. When the process of delivering and receiving criticism, also known as feedback, is managed by both parties in a respectful and open-minded manner, the process becomes beneficial for everyone involved in the discussion. This course will teach you how to effectively provide professional criticism.

OBJECTIVES

- Understand the types of criticism
- How to prepare beforehand
- How to constructively give criticism

Audience: Supervisors and Managers

Duration: 20-30 minutes

COURSE CODE: CEPPC

MOTIVATING EMPLOYEES

COURSE LIST

CONFLICT RESOLUTION

AML COMPLIANCE

CONFLICT MANAGEMENT FOR IMPROVED PERFORMANCE

CAGE AND CREDIT OPERATIONS

DEVELOPING MOTIVATED EMPLOYEES

IT & GENERAL SECURITY

EMPLOYEE DISCIPLINE & PERFORMANCE MANAGEMENT

SPORTS BETTING

EMPLOYEE PERFORMANCE RECOGNITION

CUSTOMER LOYALTY

MEASURABLE PERFORMANCE GOALS & EXPECTATIONS

FOOD & BEVERAGE

CONDUCTING PERFORMANCE REVIEWS

HR COMPLIANCE

FEEDBACK AND COUNSELING

HR LEADERSHIP

PROVIDING PROFESSIONAL CRITICISM

COMMUNICATION PROGRAM

EFFECTIVELY DISCIPLINING PROBLEM PERFORMANCE

MICROSOFT OFFICE TRAINING

EFFECTIVE PERFORMANCE REVIEW PRACTICES

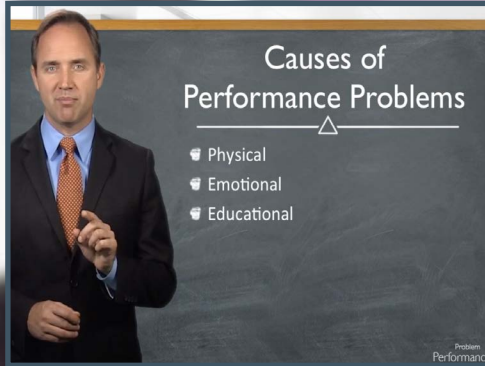
LEADERSHIP PROGRAM

IDENTIFYING PERFORMANCE PROBLEMS AND CAUSES

SMART LEADERSHIP

SOFTSKILLS / PROFESSIONAL DEVELOPMENT

GENERAL SAFETY



IDENTIFYING PERFORMANCE PROBLEMS AND CAUSES

Regardless of how effective you are in establishing practices that prevent performance problems, you will at some point run into performance problems. Performance problems will happen. The best response is to immediately take corrective action before the problem escalates. Learn about the different types of performance problems and their causes. Then you will discover the difference between conduct problems and performance problems. Because they are different in nature, the same techniques are not applied to handle conduct problems as those that are used to resolve performance problems. You'll also explore the role that personality plays in performance problems. You'll be able to tackle performance problems head on using the knowledge accumulated here. This is the second course in the Problem Performance Management series.

Audience: Supervisors and Managers

Duration: 20-30 minutes

COURSE CODE: RVLS-1797

MOTIVATING EMPLOYEES

COURSE LIST

CONFLICT RESOLUTION

AML COMPLIANCE

CONFLICT MANAGEMENT FOR IMPROVED PERFORMANCE

CAGE AND CREDIT OPERATIONS

DEVELOPING MOTIVATED EMPLOYEES

IT & GENERAL SECURITY

EMPLOYEE DISCIPLINE & PERFORMANCE MANAGEMENT

SPORTS BETTING

EMPLOYEE PERFORMANCE RECOGNITION

CUSTOMER LOYALTY

MEASURABLE PERFORMANCE GOALS & EXPECTATIONS

FOOD & BEVERAGE

CONDUCTING PERFORMANCE REVIEWS

HR COMPLIANCE

FEEDBACK AND COUNSELING

HR LEADERSHIP

PROVIDING PROFESSIONAL CRITICISM

COMMUNICATION PROGRAM

EFFECTIVELY DISCIPLINING PROBLEM PERFORMANCE

MICROSOFT OFFICE TRAINING

EFFECTIVE PERFORMANCE REVIEW PRACTICES

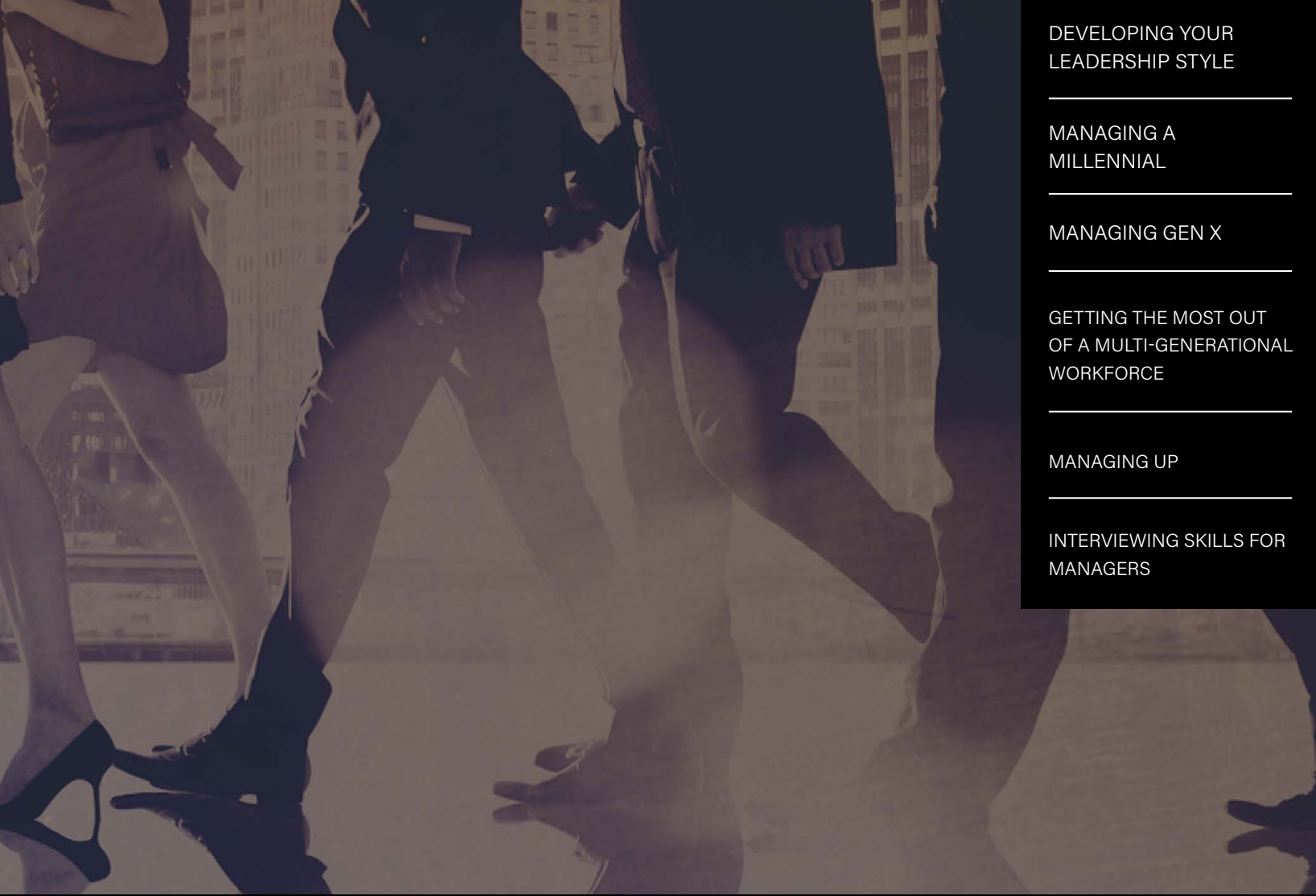
LEADERSHIP PROGRAM

IDENTIFYING PERFORMANCE PROBLEMS AND CAUSES

SMART LEADERSHIP

SOFTSKILLS / PROFESSIONAL DEVELOPMENT

GENERAL SAFETY



DEVELOPING YOUR LEADERSHIP STYLE

MANAGING A MILLENNIAL

MANAGING GEN X

GETTING THE MOST OUT OF A MULTI-GENERATIONAL WORKFORCE

MANAGING UP

INTERVIEWING SKILLS FOR MANAGERS

MANAGER BASICS: BECOMING A MANAGER

MANAGER BASICS: BECOMING A COACH

DELEGATION: STEPS IN ACTION

CONDUCTING AN EFFECTIVE COACHING SESSION

COACHING TECHNIQUES FOR LEADERS

NEW HIRE SELECTION PROCESS: AFTER THE INTERVIEW

CODE OF ETHICS

CONDUCTING EFFECTIVE JOB INTERVIEWS

DELEGATION SKILLS FOR MANAGERS & SUPERVISORS

EFFECTIVE FEEDBACK WITH PROFESSIONALISM

ESSENTIAL CHANGE MANAGEMENT

SUPERVISOR BASICS & FUNDAMENTALS

SUCCESSFULLY TRANSITIONING FROM TEAM MEMBER TO MANAGER

HIRING THE RIGHT TALENT - CUSTOMER SERVICE

COURSE LIST

AML COMPLIANCE

CAGE AND CREDIT OPERATIONS

IT & GENERAL SECURITY

SPORTS BETTING

CUSTOMER LOYALTY

FOOD & BEVERAGE

HR COMPLIANCE

HR LEADERSHIP

COMMUNICATION PROGRAM

MICROSOFT OFFICE TRAINING

LEADERSHIP PROGRAM

SMART LEADERSHIP

SOFTSKILLS / PROFESSIONAL DEVELOPMENT

GENERAL SAFETY

LEADERSHIP PROGRAM

 **TEAM SERIES**

 **MANAGEMENT SERIES**

 **PERFORMANCE SERIES**



MANAGING UP

Have a great rapport with your employees and your peers? You're not done yet! Learning how to manage up is a key component of any successful career. Through application exercises and a rich multimedia process, this course will teach you what you need to know to create positive relationships with those you report to.

Audience: Supervisors and Managers

Duration: 20-30 minutes

COURSE CODE: RVLS-2515

DEVELOPING YOUR LEADERSHIP STYLE

MANAGING A MILLENNIAL

MANAGING GEN X

GETTING THE MOST OUT OF A MULTI-GENERATIONAL WORKFORCE

MANAGING UP

INTERVIEWING SKILLS FOR MANAGERS

MANAGER BASICS: BECOMING A MANAGER

MANAGER BASICS: BECOMING A COACH

DELEGATION: STEPS IN ACTION

CONDUCTING AN EFFECTIVE COACHING SESSION

COACHING TECHNIQUES FOR LEADERS

NEW HIRE SELECTION PROCESS: AFTER THE INTERVIEW

CODE OF ETHICS

CONDUCTING EFFECTIVE JOB INTERVIEWS

DELEGATION SKILLS FOR MANAGERS & SUPERVISORS

EFFECTIVE FEEDBACK WITH PROFESSIONALISM

ESSENTIAL CHANGE MANAGEMENT

SUPERVISOR BASICS & FUNDAMENTALS

SUCCESSFULLY TRANSITIONING FROM TEAM MEMBER TO MANAGER

HIRING THE RIGHT TALENT - CUSTOMER SERVICE

COURSE LIST

AML COMPLIANCE

CAGE AND CREDIT OPERATIONS

IT & GENERAL SECURITY

SPORTS BETTING

CUSTOMER LOYALTY

FOOD & BEVERAGE

HR COMPLIANCE

HR LEADERSHIP

COMMUNICATION PROGRAM

MICROSOFT OFFICE TRAINING

LEADERSHIP PROGRAM

SMART LEADERSHIP

SOFTSKILLS / PROFESSIONAL DEVELOPMENT

GENERAL SAFETY



INTERVIEWING SKILLS FOR MANAGERS

“Can I ask this?” “Will she be a good fit?” “Who else should I invite to the interview?” When you are on the other side of the table, there are still many questions to answer in order to have a ‘good interview.’ Using application exercises and a rich multimedia process, you will learn the skills to conduct effective interviews in this timely course designed to help you get the right people in the right seats.

Audience: Supervisors and Managers

Duration: 20-30 minutes

COURSE CODE: RVLS-2510

DEVELOPING YOUR LEADERSHIP STYLE

MANAGING A MILLENNIAL

MANAGING GEN X

GETTING THE MOST OUT OF A MULTI-GENERATIONAL WORKFORCE

MANAGING UP

INTERVIEWING SKILLS FOR MANAGERS

MANAGER BASICS: BECOMING A MANAGER

MANAGER BASICS: BECOMING A COACH

DELEGATION: STEPS IN ACTION

CONDUCTING AN EFFECTIVE COACHING SESSION

COACHING TECHNIQUES FOR LEADERS

NEW HIRE SELECTION PROCESS: AFTER THE INTERVIEW

CODE OF ETHICS

CONDUCTING EFFECTIVE JOB INTERVIEWS

DELEGATION SKILLS FOR MANAGERS & SUPERVISORS

EFFECTIVE FEEDBACK WITH PROFESSIONALISM

ESSENTIAL CHANGE MANAGEMENT

SUPERVISOR BASICS & FUNDAMENTALS

SUCCESSFULLY TRANSITIONING FROM TEAM MEMBER TO MANAGER

HIRING THE RIGHT TALENT - CUSTOMER SERVICE

COURSE LIST

AML COMPLIANCE

CAGE AND CREDIT OPERATIONS

IT & GENERAL SECURITY

SPORTS BETTING

CUSTOMER LOYALTY

FOOD & BEVERAGE

HR COMPLIANCE

HR LEADERSHIP

COMMUNICATION PROGRAM

MICROSOFT OFFICE TRAINING

LEADERSHIP PROGRAM

SMART LEADERSHIP

SOFTSKILLS / PROFESSIONAL DEVELOPMENT

GENERAL SAFETY



MANAGER BASICS: BECOMING A MANAGER

The transition to management isn't just a promotion or pay raise, it's a shift into a new type of role that requires a whole new skill set. Adapting to your new role will take time and your responsibilities will grow, coworker relationships may change and your organization will have different expectations for you. You should be excited about your leadership role, and may feel pressure to meet higher expectations. This course outlines how to prepare and succeed as a first time manager.

OBJECTIVES

- Transition into management
- Understand your role as a manager
- Management demands and constraints
- Succeed as a first time manager

Audience: Supervisors and Managers

Duration: 20-30 minutes

COURSE CODE: CEBM

DEVELOPING YOUR LEADERSHIP STYLE

MANAGING A MILLENNIAL

MANAGING GEN X

GETTING THE MOST OUT OF A MULTI-GENERATIONAL WORKFORCE

MANAGING UP

INTERVIEWING SKILLS FOR MANAGERS

MANAGER BASICS: BECOMING A MANAGER

MANAGER BASICS: BECOMING A COACH

DELEGATION: STEPS IN ACTION

CONDUCTING AN EFFECTIVE COACHING SESSION

COACHING TECHNIQUES FOR LEADERS

NEW HIRE SELECTION PROCESS: AFTER THE INTERVIEW

CODE OF ETHICS

CONDUCTING EFFECTIVE JOB INTERVIEWS

DELEGATION SKILLS FOR MANAGERS & SUPERVISORS

EFFECTIVE FEEDBACK WITH PROFESSIONALISM

ESSENTIAL CHANGE MANAGEMENT

SUPERVISOR BASICS & FUNDAMENTALS

SUCCESSFULLY TRANSITIONING FROM TEAM MEMBER TO MANAGER

HIRING THE RIGHT TALENT - CUSTOMER SERVICE

COURSE LIST

AML COMPLIANCE

CAGE AND CREDIT OPERATIONS

IT & GENERAL SECURITY

SPORTS BETTING

CUSTOMER LOYALTY

FOOD & BEVERAGE

HR COMPLIANCE

HR LEADERSHIP

COMMUNICATION PROGRAM

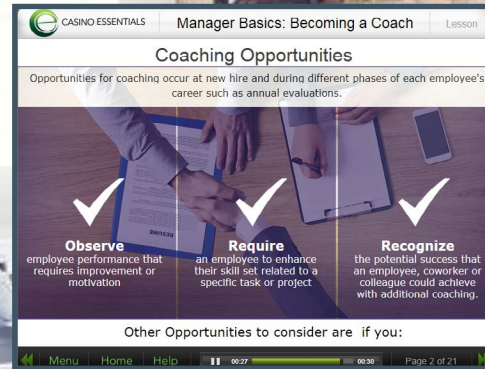
MICROSOFT OFFICE TRAINING

LEADERSHIP PROGRAM

SMART LEADERSHIP

SOFTSKILLS / PROFESSIONAL DEVELOPMENT

GENERAL SAFETY



MANAGER BASICS: BECOMING A COACH

The term coach is utilized in many different applications and coaches are viewed as leaders and trainers. Ultimately they are the support structure in helping an employee or group of employees achieve specific personal or professional goals and objectives. This course teaches how to become an effective coach and the many different methods of coaching.

OBJECTIVES

- Define coaching
- Understand coaching basics
- Identify coaching opportunities
- Understand coaching skills
- Making the case for coaching

Audience: Supervisors and Managers

Duration: 20-30 minutes

COURSE CODE: CEBC

DEVELOPING YOUR LEADERSHIP STYLE

MANAGING A MILLENNIAL

MANAGING GEN X

GETTING THE MOST OUT OF A MULTI-GENERATIONAL WORKFORCE

MANAGING UP

INTERVIEWING SKILLS FOR MANAGERS

MANAGER BASICS: BECOMING A MANAGER

MANAGER BASICS: BECOMING A COACH

DELEGATION: STEPS IN ACTION

CONDUCTING AN EFFECTIVE COACHING SESSION

COACHING TECHNIQUES FOR LEADERS

NEW HIRE SELECTION PROCESS: AFTER THE INTERVIEW

CODE OF ETHICS

CONDUCTING EFFECTIVE JOB INTERVIEWS

DELEGATION SKILLS FOR MANAGERS & SUPERVISORS

EFFECTIVE FEEDBACK WITH PROFESSIONALISM

ESSENTIAL CHANGE MANAGEMENT

SUPERVISOR BASICS & FUNDAMENTALS

SUCCESSFULLY TRANSITIONING FROM TEAM MEMBER TO MANAGER

HIRING THE RIGHT TALENT - CUSTOMER SERVICE

COURSE LIST

AML COMPLIANCE

CAGE AND CREDIT OPERATIONS

IT & GENERAL SECURITY

SPORTS BETTING

CUSTOMER LOYALTY

FOOD & BEVERAGE

HR COMPLIANCE

HR LEADERSHIP

COMMUNICATION PROGRAM

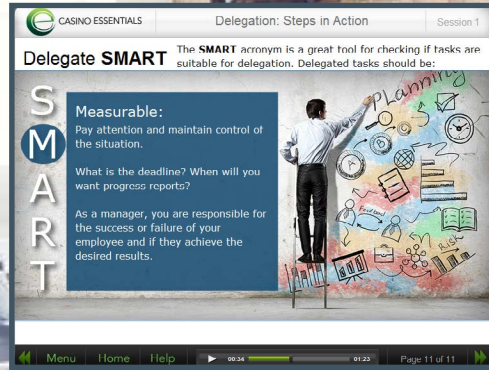
MICROSOFT OFFICE TRAINING

LEADERSHIP PROGRAM

SMART LEADERSHIP

SOFTSKILLS / PROFESSIONAL DEVELOPMENT

GENERAL SAFETY



DELEGATION: STEPS IN ACTION

Delegation is an important part of a successful manager's work strategy. Good delegation saves you time and develops and motivates your employees. Poor delegation will cause you frustration, and fails to achieve the task or purpose itself. It's a management skill that's worth improving.

OBJECTIVES

- Define delegation
- Identify the five steps to successful delegation
- Identify which tasks are good tasks to delegate
- Assess tasks
- Determine shared skills
- Select a compatible employee
- Monitor delegated tasks

Audience: Supervisors and Managers

Duration: 20-30 minutes

COURSE CODE: CEDSA

DEVELOPING YOUR LEADERSHIP STYLE

MANAGING A MILLENNIAL

MANAGING GEN X

GETTING THE MOST OUT OF A MULTI-GENERATIONAL WORKFORCE

MANAGING UP

INTERVIEWING SKILLS FOR MANAGERS

MANAGER BASICS: BECOMING A MANAGER

MANAGER BASICS: BECOMING A COACH

DELEGATION: STEPS IN ACTION

CONDUCTING AN EFFECTIVE COACHING SESSION

COACHING TECHNIQUES FOR LEADERS

NEW HIRE SELECTION PROCESS: AFTER THE INTERVIEW

CODE OF ETHICS

CONDUCTING EFFECTIVE JOB INTERVIEWS

DELEGATION SKILLS FOR MANAGERS & SUPERVISORS

EFFECTIVE FEEDBACK WITH PROFESSIONALISM

ESSENTIAL CHANGE MANAGEMENT

SUPERVISOR BASICS & FUNDAMENTALS

SUCCESSFULLY TRANSITIONING FROM TEAM MEMBER TO MANAGER

HIRING THE RIGHT TALENT - CUSTOMER SERVICE

COURSE LIST

AML COMPLIANCE

CAGE AND CREDIT OPERATIONS

IT & GENERAL SECURITY

SPORTS BETTING

CUSTOMER LOYALTY

FOOD & BEVERAGE

HR COMPLIANCE

HR LEADERSHIP

COMMUNICATION PROGRAM

MICROSOFT OFFICE TRAINING

LEADERSHIP PROGRAM

SMART LEADERSHIP

SOFTSKILLS / PROFESSIONAL DEVELOPMENT

GENERAL SAFETY



CONDUCTING AN EFFECTIVE COACHING SESSION

Coaching is a proactive approach to developing your employees' potential. With coaching, you provide an opportunity to grow, and achieve optimal performance through consistent feedback, counseling and mentoring. Rather than relying solely on an annual evaluation or schedule, you can support employees along the path to meeting their goals. This course will teach you how to walk through an effective coaching session from start to finish.

OBJECTIVES

- Understand principles to coaching your employees for success
- How to follow a structured approach for coaching
- Evaluate options in a coaching session
- How to wrap up a coaching session

Audience: Supervisors and Managers

Duration: 20-30 minutes

COURSE CODE: CEECS

DEVELOPING YOUR LEADERSHIP STYLE

MANAGING A MILLENNIAL

MANAGING GEN X

GETTING THE MOST OUT OF A MULTI-GENERATIONAL WORKFORCE

MANAGING UP

INTERVIEWING SKILLS FOR MANAGERS

MANAGER BASICS: BECOMING A MANAGER

MANAGER BASICS: BECOMING A COACH

DELEGATION: STEPS IN ACTION

CONDUCTING AN EFFECTIVE COACHING SESSION

COACHING TECHNIQUES FOR LEADERS

NEW HIRE SELECTION PROCESS: AFTER THE INTERVIEW

CODE OF ETHICS

CONDUCTING EFFECTIVE JOB INTERVIEWS

DELEGATION SKILLS FOR MANAGERS & SUPERVISORS

EFFECTIVE FEEDBACK WITH PROFESSIONALISM

ESSENTIAL CHANGE MANAGEMENT

SUPERVISOR BASICS & FUNDAMENTALS

SUCCESSFULLY TRANSITIONING FROM TEAM MEMBER TO MANAGER

HIRING THE RIGHT TALENT - CUSTOMER SERVICE

COURSE LIST

AML COMPLIANCE

CAGE AND CREDIT OPERATIONS

IT & GENERAL SECURITY

SPORTS BETTING

CUSTOMER LOYALTY

FOOD & BEVERAGE

HR COMPLIANCE

HR LEADERSHIP

COMMUNICATION PROGRAM

MICROSOFT OFFICE TRAINING

LEADERSHIP PROGRAM

SMART LEADERSHIP

SOFTSKILLS / PROFESSIONAL DEVELOPMENT

GENERAL SAFETY



COACHING TECHNIQUES FOR LEADERS

A good coach has the ability to do many great things in an organization. First and foremost, a coach must have the ability to “connect” with their employees. This is vital in building trust and respect which are foundations for starting the growth process throughout your organization. Once you have connected with an employee, they will take the time to listen and will not want to let you down. This course will teach you some helpful coaching techniques.

OBJECTIVES

- Follow a pre-check list of coaching reminders
- Identify the two main types of coaching
- How to use proper coaching techniques
- How to use direct coaching style
- How to use indirect coaching style

Audience: Supervisors and Managers

Duration: 20-30 minutes

COURSE CODE: CECTL

DEVELOPING YOUR LEADERSHIP STYLE

MANAGING A MILLENNIAL

MANAGING GEN X

GETTING THE MOST OUT OF A MULTI-GENERATIONAL WORKFORCE

MANAGING UP

INTERVIEWING SKILLS FOR MANAGERS

MANAGER BASICS: BECOMING A MANAGER

MANAGER BASICS: BECOMING A COACH

DELEGATION: STEPS IN ACTION

CONDUCTING AN EFFECTIVE COACHING SESSION

COACHING TECHNIQUES FOR LEADERS

NEW HIRE SELECTION PROCESS: AFTER THE INTERVIEW

CODE OF ETHICS

CONDUCTING EFFECTIVE JOB INTERVIEWS

DELEGATION SKILLS FOR MANAGERS & SUPERVISORS

EFFECTIVE FEEDBACK WITH PROFESSIONALISM

ESSENTIAL CHANGE MANAGEMENT

SUPERVISOR BASICS & FUNDAMENTALS

SUCCESSFULLY TRANSITIONING FROM TEAM MEMBER TO MANAGER

HIRING THE RIGHT TALENT - CUSTOMER SERVICE

COURSE LIST

AML COMPLIANCE

CAGE AND CREDIT OPERATIONS

IT & GENERAL SECURITY

SPORTS BETTING

CUSTOMER LOYALTY

FOOD & BEVERAGE

HR COMPLIANCE

HR LEADERSHIP

COMMUNICATION PROGRAM

MICROSOFT OFFICE TRAINING

LEADERSHIP PROGRAM

SMART LEADERSHIP

SOFTSKILLS / PROFESSIONAL DEVELOPMENT

GENERAL SAFETY



NEW HIRE SELECTION PROCESS: AFTER THE INTERVIEW

Selecting the right candidate for a position may be one of the most important decisions you make in management. Faulty decisions can cost you financial resources and distract managers and staff from more productive activities. In this course we will discuss how to evaluate a candidate after the interview and make an offer.

OBJECTIVES

- Learn how to review each candidate's behavior objectively
- Identify the key components to an acceptance letter
- How to reach out to candidates that didn't meet your qualifications

Audience: Supervisors and Managers

Duration: 20 minutes

COURSE CODE: CEATI

DEVELOPING YOUR LEADERSHIP STYLE

MANAGING A MILLENNIAL

MANAGING GEN X

GETTING THE MOST OUT OF A MULTI-GENERATIONAL WORKFORCE

MANAGING UP

INTERVIEWING SKILLS FOR MANAGERS

MANAGER BASICS: BECOMING A MANAGER

MANAGER BASICS: BECOMING A COACH

DELEGATION: STEPS IN ACTION

CONDUCTING AN EFFECTIVE COACHING SESSION

COACHING TECHNIQUES FOR LEADERS

NEW HIRE SELECTION PROCESS: AFTER THE INTERVIEW

CODE OF ETHICS

CONDUCTING EFFECTIVE JOB INTERVIEWS

DELEGATION SKILLS FOR MANAGERS & SUPERVISORS

EFFECTIVE FEEDBACK WITH PROFESSIONALISM

ESSENTIAL CHANGE MANAGEMENT

SUPERVISOR BASICS & FUNDAMENTALS

SUCCESSFULLY TRANSITIONING FROM TEAM MEMBER TO MANAGER

HIRING THE RIGHT TALENT - CUSTOMER SERVICE

COURSE LIST

AML COMPLIANCE

CAGE AND CREDIT OPERATIONS

IT & GENERAL SECURITY

SPORTS BETTING

CUSTOMER LOYALTY

FOOD & BEVERAGE

HR COMPLIANCE

HR LEADERSHIP

COMMUNICATION PROGRAM

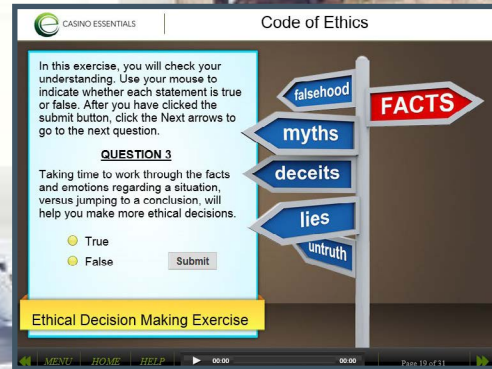
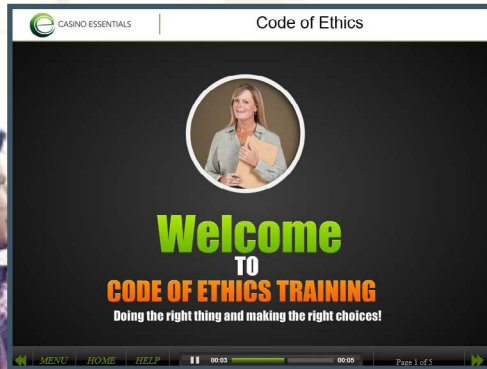
MICROSOFT OFFICE TRAINING

LEADERSHIP PROGRAM

SMART LEADERSHIP

SOFTSKILLS / PROFESSIONAL DEVELOPMENT

GENERAL SAFETY



CODE OF ETHICS

Managers need to know how ethical business practices can prevent wrongdoing in their organizations, and how ethics can help employees make correct choices. This course will explain what is meant by the concept “business ethics” and why initiatives to develop and maintain ethical cultures in organizations are more important than ever.

OBJECTIVES

- How to describe the concept “business ethics”
- How to explain compliance, ethics and values
- How to identify the drivers of the business ethics movement
- How to describe the concept “business ethics”
- How to explain compliance, ethics and values
- How to identify the drivers of the business ethics movement

Audience: Supervisors and Managers

Duration: 45-90 minutes

COURSE CODE: CECO

DEVELOPING YOUR LEADERSHIP STYLE

MANAGING A MILLENNIAL

MANAGING GEN X

GETTING THE MOST OUT OF A MULTI-GENERATIONAL WORKFORCE

MANAGING UP

INTERVIEWING SKILLS FOR MANAGERS

MANAGER BASICS: BECOMING A MANAGER

MANAGER BASICS: BECOMING A COACH

DELEGATION: STEPS IN ACTION

CONDUCTING AN EFFECTIVE COACHING SESSION

COACHING TECHNIQUES FOR LEADERS

NEW HIRE SELECTION PROCESS: AFTER THE INTERVIEW

CODE OF ETHICS

CONDUCTING EFFECTIVE JOB INTERVIEWS

DELEGATION SKILLS FOR MANAGERS & SUPERVISORS

EFFECTIVE FEEDBACK WITH PROFESSIONALISM

ESSENTIAL CHANGE MANAGEMENT

SUPERVISOR BASICS & FUNDAMENTALS

SUCCESSFULLY TRANSITIONING FROM TEAM MEMBER TO MANAGER

HIRING THE RIGHT TALENT - CUSTOMER SERVICE

COURSE LIST

AML COMPLIANCE

CAGE AND CREDIT OPERATIONS

IT & GENERAL SECURITY

SPORTS BETTING

CUSTOMER LOYALTY

FOOD & BEVERAGE

HR COMPLIANCE

HR LEADERSHIP

COMMUNICATION PROGRAM

MICROSOFT OFFICE TRAINING

LEADERSHIP PROGRAM

SMART LEADERSHIP

SOFTSKILLS / PROFESSIONAL DEVELOPMENT

GENERAL SAFETY



CONDUCTING EFFECTIVE JOB INTERVIEWS

Matching the right candidate with the job is a critical function for any supervisor. With a little preparation, and by following some simple guidelines, you can ensure that the time you spend interviewing job candidates is time well spent.

OBJECTIVES

- Addresses scheduling issues
- Explains how to spend time preparing for the interview
- Explains how to establish a pleasant tone
- Discusses how to stay within the framework you have developed
- Discusses how to observe the behavior of the candidate
- Describes how to take notes
- Explains how to close the interview as planned
- Explains how to identify specific fits and mismatches
- Describes how to make a decision
- Discusses the follow-up with the candidate

Audience: Supervisors and Managers

Duration: 45-90 minutes

COURSE CODE: CEJI

DEVELOPING YOUR LEADERSHIP STYLE

MANAGING A MILLENNIAL

MANAGING GEN X

GETTING THE MOST OUT OF A MULTI-GENERATIONAL WORKFORCE

MANAGING UP

INTERVIEWING SKILLS FOR MANAGERS

MANAGER BASICS: BECOMING A MANAGER

MANAGER BASICS: BECOMING A COACH

DELEGATION: STEPS IN ACTION

CONDUCTING AN EFFECTIVE COACHING SESSION

COACHING TECHNIQUES FOR LEADERS

NEW HIRE SELECTION PROCESS: AFTER THE INTERVIEW

CODE OF ETHICS

CONDUCTING EFFECTIVE JOB INTERVIEWS

DELEGATION SKILLS FOR MANAGERS & SUPERVISORS

EFFECTIVE FEEDBACK WITH PROFESSIONALISM

ESSENTIAL CHANGE MANAGEMENT

SUPERVISOR BASICS & FUNDAMENTALS

SUCCESSFULLY TRANSITIONING FROM TEAM MEMBER TO MANAGER

HIRING THE RIGHT TALENT - CUSTOMER SERVICE

COURSE LIST

AML COMPLIANCE

CAGE AND CREDIT OPERATIONS

IT & GENERAL SECURITY

SPORTS BETTING

CUSTOMER LOYALTY

FOOD & BEVERAGE

HR COMPLIANCE

HR LEADERSHIP

COMMUNICATION PROGRAM

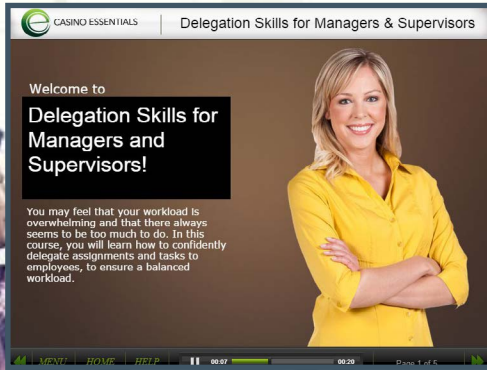
MICROSOFT OFFICE TRAINING

LEADERSHIP PROGRAM

SMART LEADERSHIP

SOFTSKILLS / PROFESSIONAL DEVELOPMENT

GENERAL SAFETY



DELEGATION SKILLS FOR MANAGERS AND SUPERVISORS

Delegation is an important part of a successful manager's work strategy. Delegating tasks provides management with additional time to multi-task with other projects while providing the employee that received the delegated task with the opportunity to learn and develop professionally. It is essential to know positive delegation strategies that work.

OBJECTIVES

- Develop employees' job skills
- Broaden employees' understanding and appreciation of work, issues, and challenges
- Get more done in less time
- Share your work load with capable people
- Provide job enrichment opportunities for employees
- Define desired results
- Describe the context
- Determine competencies
- Plan the discussion
- Outline the requirements
- Transfer of responsibility and authority
- Agree on the approach
- Check for understanding
- Monitor progress
- Assess outcomes

Audience: Supervisors and Managers

Duration: 45-90 minutes

COURSE CODE: CEDSM

DEVELOPING YOUR LEADERSHIP STYLE

MANAGING A MILLENNIAL

MANAGING GEN X

GETTING THE MOST OUT OF A MULTI-GENERATIONAL WORKFORCE

MANAGING UP

INTERVIEWING SKILLS FOR MANAGERS

MANAGER BASICS: BECOMING A MANAGER

MANAGER BASICS: BECOMING A COACH

DELEGATION: STEPS IN ACTION

CONDUCTING AN EFFECTIVE COACHING SESSION

COACHING TECHNIQUES FOR LEADERS

NEW HIRE SELECTION PROCESS: AFTER THE INTERVIEW

CODE OF ETHICS

CONDUCTING EFFECTIVE JOB INTERVIEWS

DELEGATION SKILLS FOR MANAGERS & SUPERVISORS

EFFECTIVE FEEDBACK WITH PROFESSIONALISM

ESSENTIAL CHANGE MANAGEMENT

SUPERVISOR BASICS & FUNDAMENTALS

SUCCESSFULLY TRANSITIONING FROM TEAM MEMBER TO MANAGER

HIRING THE RIGHT TALENT - CUSTOMER SERVICE

COURSE LIST

AML COMPLIANCE

CAGE AND CREDIT OPERATIONS

IT & GENERAL SECURITY

SPORTS BETTING

CUSTOMER LOYALTY

FOOD & BEVERAGE

HR COMPLIANCE

HR LEADERSHIP

COMMUNICATION PROGRAM

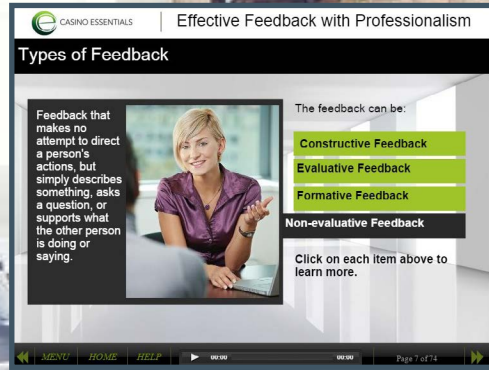
MICROSOFT OFFICE TRAINING

LEADERSHIP PROGRAM

SMART LEADERSHIP

SOFTSKILLS / PROFESSIONAL DEVELOPMENT

GENERAL SAFETY



EFFECTIVE FEEDBACK WITH PROFESSIONALISM

In today's competitive environment, organizations are committed to continually improving performance. An essential ingredient in this quest for excellence is feedback.

When applied appropriately, it's a critical skill that can greatly enhance both performance and morale within an organization.

OBJECTIVES

- Discuss the role of feedback
- Explain how to be sensitive to your position
- Explain how to acknowledge the core intent of feedback

Audience: Supervisors and Managers

Duration: 45-90 minutes

COURSE CODE: CEEFP

DEVELOPING YOUR LEADERSHIP STYLE

MANAGING A MILLENNIAL

MANAGING GEN X

GETTING THE MOST OUT OF A MULTI-GENERATIONAL WORKFORCE

MANAGING UP

INTERVIEWING SKILLS FOR MANAGERS

MANAGER BASICS: BECOMING A MANAGER

MANAGER BASICS: BECOMING A COACH

DELEGATION: STEPS IN ACTION

CONDUCTING AN EFFECTIVE COACHING SESSION

COACHING TECHNIQUES FOR LEADERS

NEW HIRE SELECTION PROCESS: AFTER THE INTERVIEW

CODE OF ETHICS

CONDUCTING EFFECTIVE JOB INTERVIEWS

DELEGATION SKILLS FOR MANAGERS & SUPERVISORS

EFFECTIVE FEEDBACK WITH PROFESSIONALISM

ESSENTIAL CHANGE MANAGEMENT

SUPERVISOR BASICS & FUNDAMENTALS

SUCCESSFULLY TRANSITIONING FROM TEAM MEMBER TO MANAGER

HIRING THE RIGHT TALENT - CUSTOMER SERVICE

COURSE LIST

AML COMPLIANCE

CAGE AND CREDIT OPERATIONS

IT & GENERAL SECURITY

SPORTS BETTING

CUSTOMER LOYALTY

FOOD & BEVERAGE

HR COMPLIANCE

HR LEADERSHIP

COMMUNICATION PROGRAM

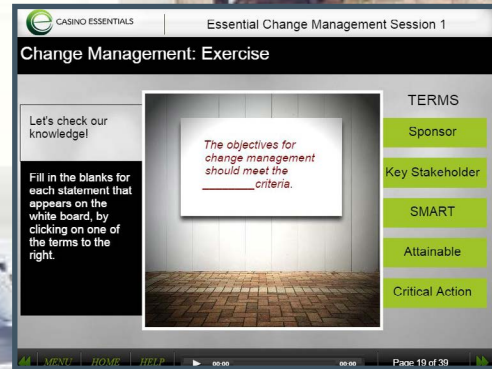
MICROSOFT OFFICE TRAINING

LEADERSHIP PROGRAM

SMART LEADERSHIP

SOFTSKILLS / PROFESSIONAL DEVELOPMENT

GENERAL SAFETY



ESSENTIAL CHANGE MANAGEMENT

"The only constant is change."

The person that first coined that cliché could not have possibly understood how true it really is! Many of us are hoping for things to get back to normal, but whatever normal is, may never return. We live in a dynamic age in which change, both for survival and for management, is a fact of life. This course will help you work with your staff to effectively deal with changes in the workplace.

OBJECTIVES

- Explain setting goals
- Describe developing a strategy
- Discuss how to address the three phases of transition
- Explain dealing with resistance
- Describe how to demonstrate commitment to change
- Explain how to monitor and assess progress

Audience: Supervisors and Managers

Duration: 45-90 minutes

COURSE CODE: CEECM

DEVELOPING YOUR LEADERSHIP STYLE

MANAGING A MILLENNIAL

MANAGING GEN X

GETTING THE MOST OUT OF A MULTI-GENERATIONAL WORKFORCE

MANAGING UP

INTERVIEWING SKILLS FOR MANAGERS

MANAGER BASICS: BECOMING A MANAGER

MANAGER BASICS: BECOMING A COACH

DELEGATION: STEPS IN ACTION

CONDUCTING AN EFFECTIVE COACHING SESSION

COACHING TECHNIQUES FOR LEADERS

NEW HIRE SELECTION PROCESS: AFTER THE INTERVIEW

CODE OF ETHICS

CONDUCTING EFFECTIVE JOB INTERVIEWS

DELEGATION SKILLS FOR MANAGERS & SUPERVISORS

EFFECTIVE FEEDBACK WITH PROFESSIONALISM

ESSENTIAL CHANGE MANAGEMENT

SUPERVISOR BASICS & FUNDAMENTALS

SUCCESSFULLY TRANSITIONING FROM TEAM MEMBER TO MANAGER

HIRING THE RIGHT TALENT - CUSTOMER SERVICE

COURSE LIST

AML COMPLIANCE

CAGE AND CREDIT OPERATIONS

IT & GENERAL SECURITY

SPORTS BETTING

CUSTOMER LOYALTY

FOOD & BEVERAGE

HR COMPLIANCE

HR LEADERSHIP

COMMUNICATION PROGRAM

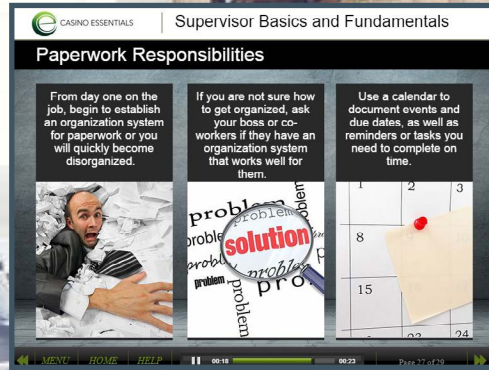
MICROSOFT OFFICE TRAINING

LEADERSHIP PROGRAM

SMART LEADERSHIP

SOFTSKILLS / PROFESSIONAL DEVELOPMENT

GENERAL SAFETY



SUPERVISOR BASICS AND FUNDAMENTALS

This course will teach you to help ensure your unit's work while developing your employees and constructing your network of influence.

OBJECTIVES

- Keeping employees focused on the organization's goals
- Meeting your manager's expectations and contributing to your organization's success
- Communicating your intentions clearly so employees will use their talents to achieve the objectives you want
- Motivating, coaching, and mentoring employees effectively
- Developing a powerful and useful network of influence among your peers, supervisors, managers, and employees

Audience: Supervisors and Managers

Duration: 45-90 minutes

COURSE CODE: CESBF

DEVELOPING YOUR LEADERSHIP STYLE

MANAGING A MILLENNIAL

MANAGING GEN X

GETTING THE MOST OUT OF A MULTI-GENERATIONAL WORKFORCE

MANAGING UP

INTERVIEWING SKILLS FOR MANAGERS

MANAGER BASICS: BECOMING A MANAGER

MANAGER BASICS: BECOMING A COACH

DELEGATION: STEPS IN ACTION

CONDUCTING AN EFFECTIVE COACHING SESSION

COACHING TECHNIQUES FOR LEADERS

NEW HIRE SELECTION PROCESS: AFTER THE INTERVIEW

CODE OF ETHICS

CONDUCTING EFFECTIVE JOB INTERVIEWS

DELEGATION SKILLS FOR MANAGERS & SUPERVISORS

EFFECTIVE FEEDBACK WITH PROFESSIONALISM

ESSENTIAL CHANGE MANAGEMENT

SUPERVISOR BASICS & FUNDAMENTALS

SUCCESSFULLY TRANSITIONING FROM TEAM MEMBER TO MANAGER

HIRING THE RIGHT TALENT - CUSTOMER SERVICE

COURSE LIST

AML COMPLIANCE

CAGE AND CREDIT OPERATIONS

IT & GENERAL SECURITY

SPORTS BETTING

CUSTOMER LOYALTY

FOOD & BEVERAGE

HR COMPLIANCE

HR LEADERSHIP

COMMUNICATION PROGRAM

MICROSOFT OFFICE TRAINING

LEADERSHIP PROGRAM

SMART LEADERSHIP

SOFTSKILLS / PROFESSIONAL DEVELOPMENT

GENERAL SAFETY



SUCCESSFULLY TRANSITIONING FROM TEAM MEMBER TO MANAGER

Successful transition and successful leadership depends on identifying effective strategies for building a team around you as leader and manager. This interactive online course focuses upon the challenges and key strategies for transition from the position of team member to the role of team leader. During this course, we will explore key theories of career development and transition within the corporate environment, as well as theories about team dynamics and the role of leaders.

OBJECTIVES

- Discuss key theories of career development and transition within corporate environments, and apply theoretical knowledge of career development and transitional issues to your own experiences
- Explain the workings of team dynamics and apply strategies related to leadership and team transitions
- Describe theories of leadership, particularly in corporate environments, and discuss how they apply to team dynamics and career development
- Define strategic and tactical solutions to facilitate successful transitions within a corporate team

Audience: This course is designed for all employees

Duration: 25-35 minutes

COURSE CODE: CETMTMVS

DEVELOPING YOUR LEADERSHIP STYLE

MANAGING A MILLENNIAL

MANAGING GEN X

GETTING THE MOST OUT OF A MULTI-GENERATIONAL WORKFORCE

MANAGING UP

INTERVIEWING SKILLS FOR MANAGERS

MANAGER BASICS: BECOMING A MANAGER

MANAGER BASICS: BECOMING A COACH

DELEGATION: STEPS IN ACTION

CONDUCTING AN EFFECTIVE COACHING SESSION

COACHING TECHNIQUES FOR LEADERS

NEW HIRE SELECTION PROCESS: AFTER THE INTERVIEW

CODE OF ETHICS

CONDUCTING EFFECTIVE JOB INTERVIEWS

DELEGATION SKILLS FOR MANAGERS & SUPERVISORS

EFFECTIVE FEEDBACK WITH PROFESSIONALISM

ESSENTIAL CHANGE MANAGEMENT

SUPERVISOR BASICS & FUNDAMENTALS

SUCCESSFULLY TRANSITIONING FROM TEAM MEMBER TO MANAGER

HIRING THE RIGHT TALENT - CUSTOMER SERVICE

COURSE LIST

AML COMPLIANCE

CAGE AND CREDIT OPERATIONS

IT & GENERAL SECURITY

SPORTS BETTING

CUSTOMER LOYALTY

FOOD & BEVERAGE

HR COMPLIANCE

HR LEADERSHIP

COMMUNICATION PROGRAM

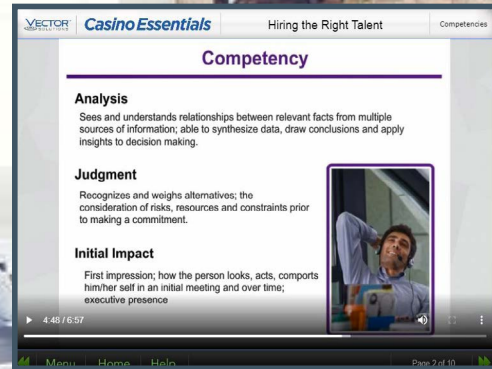
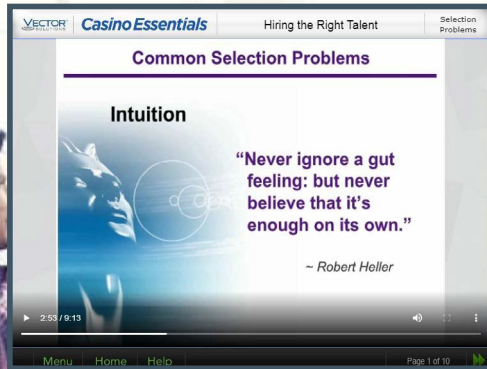
MICROSOFT OFFICE TRAINING

LEADERSHIP PROGRAM

SMART LEADERSHIP

SOFTSKILLS / PROFESSIONAL DEVELOPMENT

GENERAL SAFETY



HIRING THE RIGHT TALENT - CUSTOMER SERVICE

Hiring the right talent can make a difference between success and failure in your organization. There are major financial, morale and business growth implications when you don't bring on customer focused people. Hiring top talent is both an art and science. In this SmartTeam course, we will focus on best practices and bottom-line evidence that will show you how to hire the best talent. Although this course will be focusing on hiring for a customer service position, the concepts and techniques can be applied to any position.

OBJECTIVES

- Improve and enhance your ability to interview candidates effectively and how to organize the information to make the right selection
- Identify the key competencies of targeted positions and gather valuable behavioral data about how each candidate stacks up against the agreed upon job competencies
- Integrate the information from multiple interviewers

Audience: This course is designed for all employees

Duration: 25-35 minutes

COURSE CODE: CEHRTVS

DEVELOPING YOUR LEADERSHIP STYLE

MANAGING A MILLENNIAL

MANAGING GEN X

GETTING THE MOST OUT OF A MULTI-GENERATIONAL WORKFORCE

MANAGING UP

INTERVIEWING SKILLS FOR MANAGERS

MANAGER BASICS: BECOMING A MANAGER

MANAGER BASICS: BECOMING A COACH

DELEGATION: STEPS IN ACTION

CONDUCTING AN EFFECTIVE COACHING SESSION

COACHING TECHNIQUES FOR LEADERS

NEW HIRE SELECTION PROCESS: AFTER THE INTERVIEW

CODE OF ETHICS

CONDUCTING EFFECTIVE JOB INTERVIEWS

DELEGATION SKILLS FOR MANAGERS & SUPERVISORS

EFFECTIVE FEEDBACK WITH PROFESSIONALISM

ESSENTIAL CHANGE MANAGEMENT

SUPERVISOR BASICS & FUNDAMENTALS

SUCCESSFULLY TRANSITIONING FROM TEAM MEMBER TO MANAGER

HIRING THE RIGHT TALENT - CUSTOMER SERVICE

COURSE LIST

AML COMPLIANCE

CAGE AND CREDIT OPERATIONS

IT & GENERAL SECURITY

SPORTS BETTING

CUSTOMER LOYALTY

FOOD & BEVERAGE

HR COMPLIANCE

HR LEADERSHIP

COMMUNICATION PROGRAM

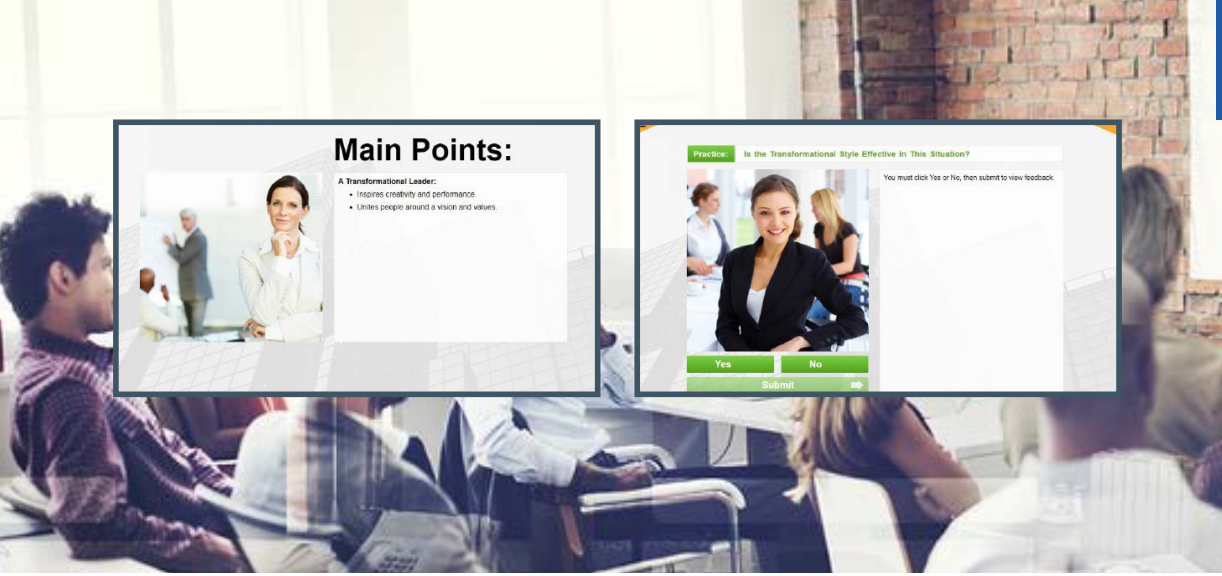
MICROSOFT OFFICE TRAINING

LEADERSHIP PROGRAM

SMART LEADERSHIP

SOFTSKILLS / PROFESSIONAL DEVELOPMENT

GENERAL SAFETY



DEVELOPING YOUR LEADERSHIP STYLE

Want to know all the details? Prefer to oversee? Like to be involved? Everyone has a different style, whether in dress and music or in leadership. In this course you will learn to identify your personal leadership style and how to incorporate your style into any role through the use of application exercises and a rich multimedia process. Knowing your style will allow you to be more effective in choosing team members, managing up or down, and in getting your own work done.

OBJECTIVES

- Learn about the five common styles of leadership
- Learn what style will set you up for success

Audience: This course is designed for all employees

Duration: 25-35 minutes

COURSE CODE: CEDLSV

DEVELOPING YOUR LEADERSHIP STYLE

MANAGING A MILLENNIAL

MANAGING GEN X

GETTING THE MOST OUT OF A MULTI-GENERATIONAL WORKFORCE

MANAGING UP

INTERVIEWING SKILLS FOR MANAGERS

MANAGER BASICS: BECOMING A MANAGER

MANAGER BASICS: BECOMING A COACH

DELEGATION: STEPS IN ACTION

CONDUCTING AN EFFECTIVE COACHING SESSION

COACHING TECHNIQUES FOR LEADERS

NEW HIRE SELECTION PROCESS: AFTER THE INTERVIEW

CODE OF ETHICS

CONDUCTING EFFECTIVE JOB INTERVIEWS

DELEGATION SKILLS FOR MANAGERS & SUPERVISORS

EFFECTIVE FEEDBACK WITH PROFESSIONALISM

ESSENTIAL CHANGE MANAGEMENT

SUPERVISOR BASICS & FUNDAMENTALS

SUCCESSFULLY TRANSITIONING FROM TEAM MEMBER TO MANAGER

HIRING THE RIGHT TALENT - CUSTOMER SERVICE

COURSE LIST

AML COMPLIANCE

CAGE AND CREDIT OPERATIONS

IT & GENERAL SECURITY

SPORTS BETTING

CUSTOMER LOYALTY

FOOD & BEVERAGE

HR COMPLIANCE

HR LEADERSHIP

COMMUNICATION PROGRAM

MICROSOFT OFFICE TRAINING

LEADERSHIP PROGRAM

SMART LEADERSHIP

SOFTSKILLS / PROFESSIONAL DEVELOPMENT

GENERAL SAFETY

Provide Meaningful Work



"How do I engage this new generation of employees?"

MANAGING A MILLENNIAL

Millennials are the generation born between 1980 and 1994 who have been given a reputation that says they have an inborn distrust of hierarchy and bureaucracy, and are prone to job-hopping. But is this reputation actually true? To manage your Millennial employees, you must understand the group and how they compare to other generations before them.

OBJECTIVES

- Identify the characteristics that define millennials
- Describe management strategies effective for managing millennials
- Discuss the most effective ways to use recognition to motivate employees
- Identify ways to leverage modern technology to attract and retain millennial employees

Audience: This course is designed for all employees

Duration: 25-35 minutes

COURSE CODE: RV11094

DEVELOPING YOUR LEADERSHIP STYLE

MANAGING A MILLENNIAL

MANAGING GEN X

GETTING THE MOST OUT OF A MULTI-GENERATIONAL WORKFORCE

MANAGING UP

INTERVIEWING SKILLS FOR MANAGERS

MANAGER BASICS: BECOMING A MANAGER

MANAGER BASICS: BECOMING A COACH

DELEGATION: STEPS IN ACTION

CONDUCTING AN EFFECTIVE COACHING SESSION

COACHING TECHNIQUES FOR LEADERS

NEW HIRE SELECTION PROCESS: AFTER THE INTERVIEW

CODE OF ETHICS

CONDUCTING EFFECTIVE JOB INTERVIEWS

DELEGATION SKILLS FOR MANAGERS & SUPERVISORS

EFFECTIVE FEEDBACK WITH PROFESSIONALISM

ESSENTIAL CHANGE MANAGEMENT

SUPERVISOR BASICS & FUNDAMENTALS

SUCCESSFULLY TRANSITIONING FROM TEAM MEMBER TO MANAGER

HIRING THE RIGHT TALENT - CUSTOMER SERVICE

COURSE LIST

AML COMPLIANCE

CAGE AND CREDIT OPERATIONS

IT & GENERAL SECURITY

SPORTS BETTING

CUSTOMER LOYALTY

FOOD & BEVERAGE

HR COMPLIANCE

HR LEADERSHIP

COMMUNICATION PROGRAM

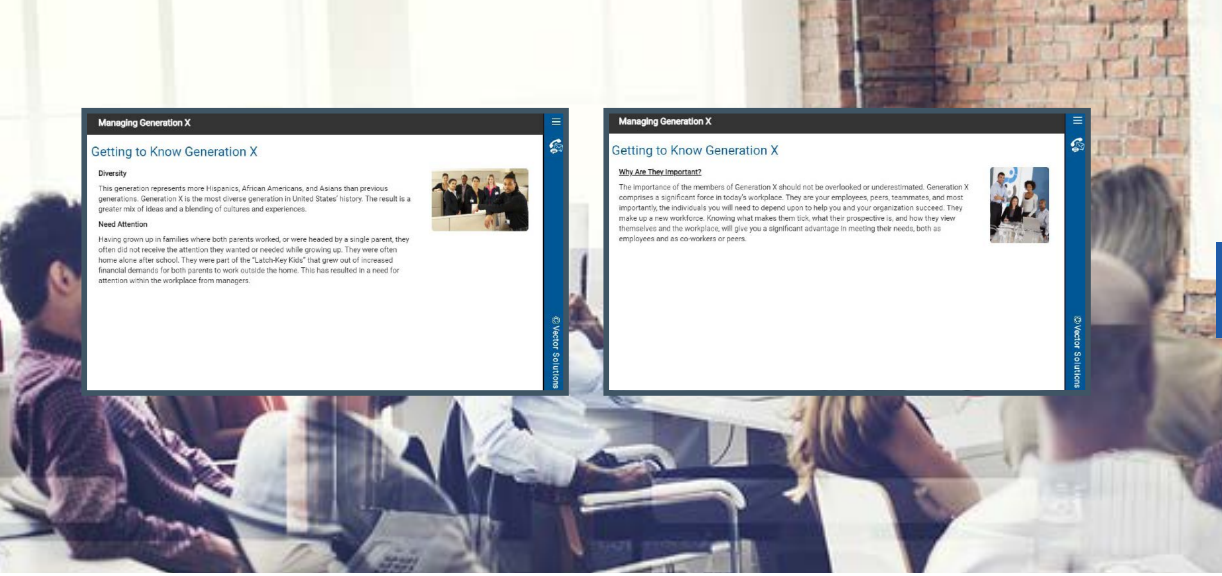
MICROSOFT OFFICE TRAINING

LEADERSHIP PROGRAM

SMART LEADERSHIP

SOFTSKILLS / PROFESSIONAL DEVELOPMENT

GENERAL SAFETY



MANAGING GENERATION X

You have probably heard the term “Generation X” used in many different arenas. Who are they? What are their characteristics? What impact are they having on the workforce? Understanding the needs of Generation X employees is essential to effectively motivating and communicating with this important workforce. This 1-hour interactive online course examines the different characteristics of Generation X relative to other generations present in the workplace and offers effective strategies to bring out the best in this vital group of workers.

OBJECTIVES

- Define the members of Generation X, their characteristics and influence in the workplace.
- List the differences between Generation X and employees from other generations.
- Recognize the different learning styles of Generation X and how best to train them.
- Evaluate the key motivators of Generation X and learn how to communicate with them effectively.

Audience: This course is designed for all employees

Duration: 25-35 minutes

COURSE CODE: RV10111

DEVELOPING YOUR LEADERSHIP STYLE

MANAGING A MILLENNIAL

MANAGING GEN X

GETTING THE MOST OUT OF A MULTI-GENERATIONAL WORKFORCE

MANAGING UP

INTERVIEWING SKILLS FOR MANAGERS

MANAGER BASICS: BECOMING A MANAGER

MANAGER BASICS: BECOMING A COACH

DELEGATION: STEPS IN ACTION

CONDUCTING AN EFFECTIVE COACHING SESSION

COACHING TECHNIQUES FOR LEADERS

NEW HIRE SELECTION PROCESS: AFTER THE INTERVIEW

CODE OF ETHICS

CONDUCTING EFFECTIVE JOB INTERVIEWS

DELEGATION SKILLS FOR MANAGERS & SUPERVISORS

EFFECTIVE FEEDBACK WITH PROFESSIONALISM

ESSENTIAL CHANGE MANAGEMENT

SUPERVISOR BASICS & FUNDAMENTALS

SUCCESSFULLY TRANSITIONING FROM TEAM MEMBER TO MANAGER

HIRING THE RIGHT TALENT - CUSTOMER SERVICE

COURSE LIST

AML COMPLIANCE

CAGE AND CREDIT OPERATIONS

IT & GENERAL SECURITY

SPORTS BETTING

CUSTOMER LOYALTY

FOOD & BEVERAGE

HR COMPLIANCE

HR LEADERSHIP

COMMUNICATION PROGRAM

MICROSOFT OFFICE TRAINING

LEADERSHIP PROGRAM

SMART LEADERSHIP

SOFTSKILLS / PROFESSIONAL DEVELOPMENT

GENERAL SAFETY



GETTING THE MOST OUT OF A MULTIGENERATIONAL WORKFORCE

Times have changed—and so has the workplace. Unlike just a few decades ago, today there are multiple generations of workers at the office, each with their own unique characteristics and expectations. As a manager, it is up to you to find a way to engage and motivate your workers in order to promote success, and the first step is finding out who they are and what makes them “tick”.

OBJECTIVES

- Describe the characteristics of each generation in the workplace
- Describe the challenges each generation may have when working in a multigenerational workplace
- Describe management practices designed to engage each generation when working in a multigenerational workplace.

Audience: This course is designed for all employees

Duration: 25-35 minutes

COURSE CODE: ST-0013

DEVELOPING YOUR LEADERSHIP STYLE

MANAGING A MILLENNIAL

MANAGING GEN X

GETTING THE MOST OUT OF A MULTI-GENERATIONAL WORKFORCE

MANAGING UP

INTERVIEWING SKILLS FOR MANAGERS

MANAGER BASICS: BECOMING A MANAGER

MANAGER BASICS: BECOMING A COACH

DELEGATION: STEPS IN ACTION

CONDUCTING AN EFFECTIVE COACHING SESSION

COACHING TECHNIQUES FOR LEADERS

NEW HIRE SELECTION PROCESS: AFTER THE INTERVIEW

CODE OF ETHICS

CONDUCTING EFFECTIVE JOB INTERVIEWS

DELEGATION SKILLS FOR MANAGERS & SUPERVISORS

EFFECTIVE FEEDBACK WITH PROFESSIONALISM

ESSENTIAL CHANGE MANAGEMENT

SUPERVISOR BASICS & FUNDAMENTALS

SUCCESSFULLY TRANSITIONING FROM TEAM MEMBER TO MANAGER

HIRING THE RIGHT TALENT - CUSTOMER SERVICE

COURSE LIST

AML COMPLIANCE

CAGE AND CREDIT OPERATIONS

IT & GENERAL SECURITY

SPORTS BETTING

CUSTOMER LOYALTY

FOOD & BEVERAGE

HR COMPLIANCE

HR LEADERSHIP

COMMUNICATION PROGRAM

MICROSOFT OFFICE TRAINING

LEADERSHIP PROGRAM

SMART LEADERSHIP

SOFTSKILLS / PROFESSIONAL DEVELOPMENT

GENERAL SAFETY



COURSE LIST

AML COMPLIANCE

CAGE AND CREDIT OPERATIONS

IT & GENERAL SECURITY

SPORTS BETTING

CUSTOMER LOYALTY

FOOD & BEVERAGE

HR COMPLIANCE

HR LEADERSHIP

COMMUNICATION PROGRAM

MICROSOFT OFFICE TRAINING

LEADERSHIP PROGRAM

SMART LEADERSHIP

SOFTSKILLS / PROFESSIONAL DEVELOPMENT

GENERAL SAFETY



WHAT LEADERS DO

MODEL THE WAY


INSPIRE A SHARED VISION

CHALLENGE THE PROCESS

ENABLE OTHERS TO ACT

ENCOURAGE THE HEART

SMART LEADERSHIP SERIES



COM: dex (82.05)

POT: rig (82.05)

+ 09.15

27.03 +

01

02

03

04

00A DO

AML COMPLIANCE

CAGE AND CREDIT OPERATIONS

IT & GENERAL SECURITY

SPORTS BETTING

CUSTOMER LOYALTY

FOOD & BEVERAGE

HR COMPLIANCE

HR LEADERSHIP

COMMUNICATION PROGRAM

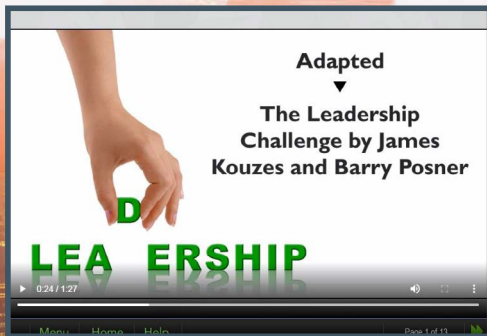
MICROSOFT OFFICE TRAINING

LEADERSHIP PROGRAM

SMART LEADERSHIP

SOFTSKILLS / PROFESSIONAL DEVELOPMENT

GENERAL SAFETY



SMART LEADERSHIP: PART 1 - WHAT LEADERS DO

Extraordinary results can occur in an otherwise ordinary setting, and the objective of this course is to help you to create the conditions that lead to those results. Leadership development is ultimately self-development, and this series of SmartTeam courses will help you meet that daily challenge. Leadership is not the private reserve of a few charismatic men and women – it is a process that ordinary people use when they are bringing forth the best from themselves and others. This series will inspire you to create a workplace that rejoices in celebration and encourages the best efforts from everyone.

OBJECTIVES

- This interactive online course introduces the five practices of exemplary leadership.
- Sets the stage for the remaining courses in the series and uses actual case examples from real people who have achieved.

Audience: This course is designed for all employees

Duration: 25-35 minutes

COURSE CODE: CESM1

WHAT LEADERS DO

MODEL THE WAY

INSPIRE A SHARED VISION

CHALLENGE THE PROCESS

ENABLE OTHERS TO ACT

ENCOURAGE THE HEART

HR LEADERSHIP

COMMUNICATION PROGRAM

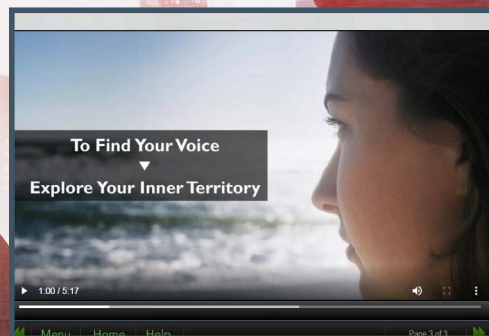
MICROSOFT OFFICE TRAINING

LEADERSHIP PROGRAM

SMART LEADERSHIP

SOFTSKILLS / PROFESSIONAL DEVELOPMENT

GENERAL SAFETY

AML
COMPLIANCECAGE AND CREDIT
OPERATIONSIT & GENERAL
SECURITYSPORTS
BETTINGCUSTOMER
LOYALTYFOOD &
BEVERAGEHR
COMPLIANCEHR
LEADERSHIPCOMMUNICATION
PROGRAMMICROSOFT
OFFICE TRAININGLEADERSHIP
PROGRAMSMART
LEADERSHIPSOFTSKILLS /
PROFESSIONAL
DEVELOPMENTGENERAL
SAFETY

SMART LEADERSHIP: PART 2 - MODEL THE WAY

What do Abraham Lincoln, Martin Luther King Jr., Susan B. Anthony, César Chávez, the Dalai Lama, Eleanor Roosevelt, Mother Teresa, and Archbishop Desmond Tutu have in common? They all have, or had, strong beliefs about matters of principle and an unwavering commitment to a clear set of values. They all are, or were, passionate about their causes. Another thing they have in common is that while each of these people may have quoted someone else from time to time, they are all people who are more often quoted themselves.

OBJECTIVES

- Finding your voice and serving as a role model for your constituents is critical to becoming an authentic leader.
- You can begin to achieve these aims by exploring the first of the five practices of exemplary leadership.

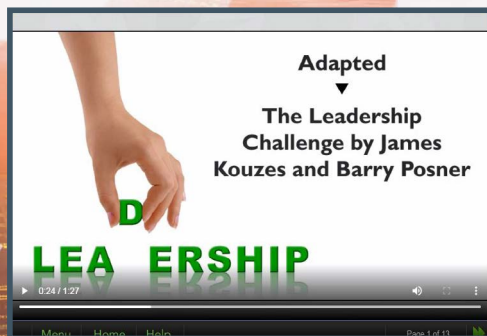
Audience: This course is designed for all employees

Duration: 25-35 minutes

COURSE CODE: CESM2

WHAT LEADERS DO

MODEL THE WAYINSPIRE A SHARED
VISIONCHALLENGE THE
PROCESSENABLE OTHERS
TO ACTENCOURAGE THE
HEART

AML
COMPLIANCECAGE AND CREDIT
OPERATIONSIT & GENERAL
SECURITYSPORTS
BETTINGCUSTOMER
LOYALTYFOOD &
BEVERAGEHR
COMPLIANCEHR
LEADERSHIPCOMMUNICATION
PROGRAMMICROSOFT
OFFICE TRAININGLEADERSHIP
PROGRAMSMART
LEADERSHIPSOFTSKILLS /
PROFESSIONAL
DEVELOPMENTGENERAL
SAFETY

SMART LEADERSHIP: PART 3 - INSPIRE A SHARED VISION

When the byproducts of a Ben & Jerry's ice cream plant overloaded a local waste treatment plant and nearly had to shut down, administrative assistant Gail Mayville found an unorthodox solution that saved people's jobs, kept the plant open, and jump-started a new and rewarding career. What Gail and thousands of other leaders share is the characteristic of being forward-looking – of being concerned not just about today's problems but also about tomorrow's possibilities.

OBJECTIVES

- Learn why leaders need to be able to look beyond the present moment to see an ideal version of the future.
- This lesson will help you learn to communicate your vision clearly and enlist others in making this dream a reality.

Audience: This course is designed for all employees

Duration: 25-35 minutes

COURSE CODE: CESM3

WHAT LEADERS DO

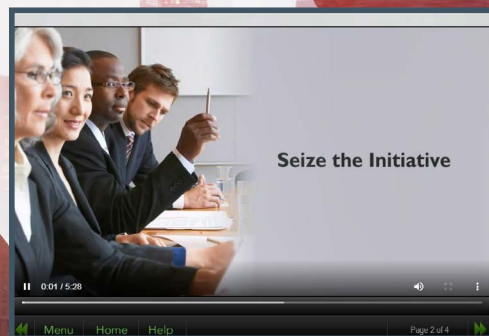
MODEL THE WAY

**INSPIRE A SHARED
VISION**CHALLENGE THE
PROCESSENABLE OTHERS
TO ACTENCOURAGE THE
HEART

WHAT LEADERS DO

MODEL THE WAY

**INSPIRE A SHARED
VISION**CHALLENGE THE
PROCESSENABLE OTHERS
TO ACTENCOURAGE THE
HEART

AML
COMPLIANCECAGE AND CREDIT
OPERATIONSIT & GENERAL
SECURITYSPORTS
BETTINGCUSTOMER
LOYALTYFOOD &
BEVERAGEHR
COMPLIANCEHR
LEADERSHIPCOMMUNICATION
PROGRAMMICROSOFT
OFFICE TRAININGLEADERSHIP
PROGRAMSMART
LEADERSHIPSOFTSKILLS /
PROFESSIONAL
DEVELOPMENTGENERAL
SAFETY

SMART LEADERSHIP: PART 4 - CHALLENGE THE PROCESS

"If you keep your eyes open and periodically actually shut your mouth, and you have the courage to turn the mirror around on yourself, it's amazing what you can learn and how you can change things." – Dick Nettell, corporate services executive for the Bank of America. The leaders whose stories we excerpt talk about times when they turned around losing operations, started up new plants, developed new products or services, installed untested procedures, renewed operations threatened with closing, or released the creative spirit trapped inside stifling bureaucratic systems.

OBJECTIVES

- You'll see how leaders understand that change is a constant, and proactive individuals seize the moment and use times of change to create something better than previously thought possible.

Audience: This course is designed for all employees

Duration: 25-35 minutes

COURSE CODE: CESM4

WHAT LEADERS DO

MODEL THE WAY

INSPIRE A SHARED
VISION**CHALLENGE THE
PROCESS**ENABLE OTHERS
TO ACTENCOURAGE THE
HEART

WHAT LEADERS DO

MODEL THE WAY

INSPIRE A SHARED
VISION**CHALLENGE THE
PROCESS**ENABLE OTHERS
TO ACTENCOURAGE THE
HEART

WHAT LEADERS DO

MODEL THE WAY

INSPIRE A SHARED
VISION**CHALLENGE THE
PROCESS**ENABLE OTHERS
TO ACTENCOURAGE THE
HEART

AML
COMPLIANCECAGE AND CREDIT
OPERATIONSIT & GENERAL
SECURITYSPORTS
BETTINGCUSTOMER
LOYALTYFOOD &
BEVERAGEHR
COMPLIANCEHR
LEADERSHIPCOMMUNICATION
PROGRAMMICROSOFT
OFFICE TRAININGLEADERSHIP
PROGRAMSMART
LEADERSHIPSOFTSKILLS /
PROFESSIONAL
DEVELOPMENTGENERAL
SAFETY

SMART LEADERSHIP: PART 5 - ENABLE OTHERS TO ACT

In the thousands of cases the course authors studied, they did not encounter a single example of extraordinary achievement that occurred without the active involvement and support of many people. Nor was there a single instance in which one talented person - leader or individual contributor - accounted for most, let alone 100 percent, of the success. Throughout the years, leaders from all professions, from all economic sectors, and from around the globe continue to say, "You can't do it alone." Leadership is not a solo act, it's a team effort.

OBJECTIVES

- This part of the series will teach you about the importance of fostering collaboration
- Ways to empower and strengthen your team.

Audience: This course is designed for all employees

Duration: 25-35 minutes

COURSE CODE: CESM5

WHAT LEADERS DO

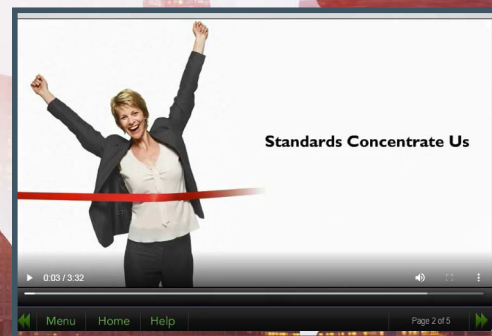
MODEL THE WAY

INSPIRE A SHARED
VISIONCHALLENGE THE
PROCESS**ENABLE OTHERS
TO ACT**ENCOURAGE THE
HEART

WHAT LEADERS DO

MODEL THE WAY

INSPIRE A SHARED
VISIONCHALLENGE THE
PROCESS**ENABLE OTHERS
TO ACT**ENCOURAGE THE
HEART

AML
COMPLIANCECAGE AND CREDIT
OPERATIONSIT & GENERAL
SECURITYSPORTS
BETTINGCUSTOMER
LOYALTYFOOD &
BEVERAGEHR
COMPLIANCEHR
LEADERSHIPCOMMUNICATION
PROGRAMMICROSOFT
OFFICE TRAININGLEADERSHIP
PROGRAMSMART
LEADERSHIPSOFTSKILLS /
PROFESSIONAL
DEVELOPMENTGENERAL
SAFETY

SMART LEADERSHIP: PART 6 - ENCOURAGE THE HEART

Most people rate “having a caring boss” even higher than they value money or fringe benefits. In fact, how long employees stay at a company and how productive they are there is determined by the relationship they have with their immediate supervisor. This segment in the Leadership Challenge Series covers the last – but in no way least important – practice of exemplary leadership, “Encourage the Heart.”

OBJECTIVES

- You’ll learn the best ways to recognize the contributions of others and reward those that deserve the appreciation.
- When these positive expectations yield results, leaders then celebrate the values and victories in their organizations.

Audience: This course is designed for all employees

Duration: 25-35 minutes

COURSE CODE: CESM6

WHAT LEADERS DO

MODEL THE WAY

INSPIRE A SHARED
VISIONCHALLENGE THE
PROCESSENABLE OTHERS
TO ACT**ENCOURAGE THE
HEART**



SOFTSKILLS / PROFESSIONAL DEVELOPMENT

COURSE LIST

AML
COMPLIANCE

CAGE AND CREDIT
OPERATIONS

IT & GENERAL
SECURITY

SPORTS
BETTING

CUSTOMER
LOYALTY

FOOD &
BEVERAGE

HR
COMPLIANCE

HR
LEADERSHIP

COMMUNICATION
PROGRAM

MICROSOFT
OFFICE TRAINING

LEADERSHIP
PROGRAM

SMART
LEADERSHIP

SOFTSKILLS /
PROFESSIONAL
DEVELOPMENT

GENERAL
SAFETY

PROBLEM SOLVING
STRATEGIES

TIME MANAGEMENT &
PRODUCTIVITY
TECHNIQUES

SETTING EFFECTIVE
TARGETS FOR SUCCESS

CRITICAL THINKING &
PROBLEM SOLVING

THE 80/20 GOAL

TAKING ACCOUNTABILITY
TO GET RESULTS

Define problem	1
Gather information	2
List possible root causes	3
Identify most likely cause	4
Test and confirm root cause	5
Generate solutions	6
Decide on a solution	7



AML COMPLIANCE

CAGE AND CREDIT OPERATIONS

IT & GENERAL SECURITY

SPORTS BETTING

CUSTOMER LOYALTY

FOOD & BEVERAGE

HR COMPLIANCE

HR LEADERSHIP

COMMUNICATION PROGRAM

MICROSOFT OFFICE TRAINING

LEADERSHIP PROGRAM

SMART LEADERSHIP

SOFTSKILLS / PROFESSIONAL DEVELOPMENT

GENERAL SAFETY

PROBLEM SOLVING STRATEGIES

Problems arise in the workplace on a daily basis. Often times, they can be very difficult and time consuming to solve. Approaching the problem with a structured plan can help improve your efficiency, determine hidden causes, and increase the likelihood that your solution will actually fix the problem. This course illustrates key concepts using a step-by-step plan for a real world example, along with practical tools and strategies like the "5 Whys" technique, that you can use when troubleshooting problems in your workplace.

OBJECTIVES

- The importance of having an organized problem solving plan
- Components of a problem solving plan
- How to organize evidence to identify the root cause of a problem
- Tools for discovering possible causes and solutions

Audience: Supervisors and Managers

Duration: 45-90 minutes

COURSE CODE: RVCT-424

PROBLEM SOLVING STRATEGIES

TIME MANAGEMENT & PRODUCTIVITY TECHNIQUES

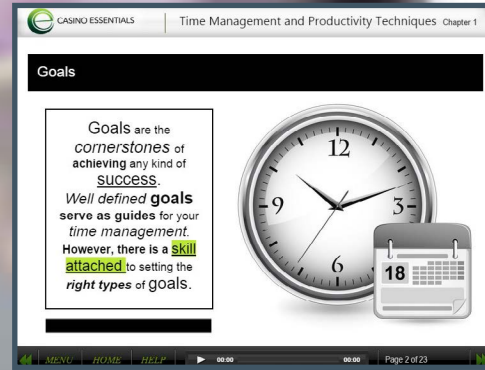
SETTING EFFECTIVE TARGETS FOR SUCCESS

CRITICAL THINKING & PROBLEM SOLVING

THE 80/20 GOAL

TAKING ACCOUNTABILITY TO GET RESULTS

PROBLEM SOLVING STRATEGIES	HR LEADERSHIP
TIME MANAGEMENT & PRODUCTIVITY TECHNIQUES	COMMUNICATION PROGRAM
SETTING EFFECTIVE TARGETS FOR SUCCESS	MICROSOFT OFFICE TRAINING
CRITICAL THINKING & PROBLEM SOLVING	LEADERSHIP PROGRAM
THE 80/20 GOAL	SMART LEADERSHIP
TAKING ACCOUNTABILITY TO GET RESULTS	SOFTSKILLS / PROFESSIONAL DEVELOPMENT
	GENERAL SAFETY



COURSE LIST

AML COMPLIANCE

CAGE AND CREDIT OPERATIONS

IT & GENERAL SECURITY

SPORTS BETTING

CUSTOMER LOYALTY

FOOD & BEVERAGE

HR COMPLIANCE

HR LEADERSHIP

COMMUNICATION PROGRAM

MICROSOFT OFFICE TRAINING

LEADERSHIP PROGRAM

SMART LEADERSHIP

SOFTSKILLS / PROFESSIONAL DEVELOPMENT

GENERAL SAFETY

TIME MANAGEMENT AND PRODUCTIVITY TECHNIQUES

Effective time management occurs when the use of your time contributes to your success. Goals are the cornerstones of achieving any kind of success and well defined goals serve as guides for time management. This course can help you transform a group of employees into a laser-powered workforce by aligning their natural motivations and focusing them on organizational goals.

OBJECTIVES

- Identify goals
- Examine the use of your time
- Identify low-payoff activities
- Explain how to write 'to-do' lists
- Explain how to schedule your daily activities
- Explain how to manage drop-in visits
- Explain how to reduce telephone interruptions
- Explain how to increase the productivity of meetings
- Describe how to organize materials and surroundings
- Describe how to overcome procrastination

Audience: Supervisors and Managers

Duration: 45-90 minutes

COURSE CODE: CETMT

PROBLEM SOLVING STRATEGIES

TIME MANAGEMENT & PRODUCTIVITY TECHNIQUES

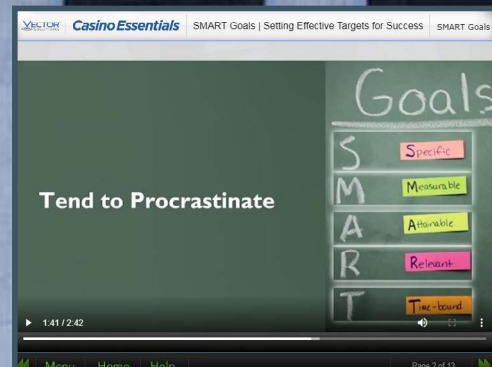
SETTING EFFECTIVE TARGETS FOR SUCCESS

CRITICAL THINKING & PROBLEM SOLVING

THE 80/20 GOAL

TAKING ACCOUNTABILITY TO GET RESULTS





SMART GOALS - SETTING EFFECTIVE TARGETS FOR SUCCESS

Learning how to set effective and relevant goals is the first step in achieving success in any field—goals serve as roadmaps to the future. Just as you wouldn't go on a trip without a clear understanding of where you're heading, setting out on your professional journey without a plan is not likely to give you the results you desire. This interactive, online course discusses how to set goals using the SMART goal template (specific, measurable, achievable, relevant, time bound), and provides tools to help you get where you want to go in your personal or professional life. The purpose of this course is to aid you in selecting appropriate, attainable goals to give you the best chance of success.

OBJECTIVES

- Identify how to set specific goals
- Identify the importance of setting measurable goals
- Identify the importance of achievable goals
- Identify the differences between relevant and irrelevant goals
- Identify the characteristics of time-bound goals

Audience: This course is designed for all employees

Duration: 25-35 minutes

COURSE CODE: CESGVS

PROBLEM SOLVING STRATEGIES

TIME MANAGEMENT & PRODUCTIVITY TECHNIQUES

SETTING EFFECTIVE TARGETS FOR SUCCESS

CRITICAL THINKING & PROBLEM SOLVING

THE 80/20 GOAL

TAKING ACCOUNTABILITY TO GET RESULTS

AML COMPLIANCE

CAGE AND CREDIT OPERATIONS

IT & GENERAL SECURITY

SPORTS BETTING

CUSTOMER LOYALTY

FOOD & BEVERAGE

HR COMPLIANCE

HR LEADERSHIP

COMMUNICATION PROGRAM

MICROSOFT OFFICE TRAINING

LEADERSHIP PROGRAM

SMART LEADERSHIP

SOFTSKILLS / PROFESSIONAL DEVELOPMENT

GENERAL SAFETY



CRITICAL THINKING & PROBLEM SOLVING

Are you constantly 'firefighting'? Does it seem as though problems always appear at the last minute or just before the weekend? In this course, you will learn strategic steps to prevent much chaos and solve new or recurring problems. Through the use of application exercises and rich multimedia process, your ability to think critically and solve problems effectively and in a timely manner will increase thus propelling your end results to new heights.

Audience: Supervisors and Managers

Duration: 45-90 minutes

COURSE CODE: RVLS-2502

PROBLEM SOLVING STRATEGIES

TIME MANAGEMENT & PRODUCTIVITY TECHNIQUES

SETTING EFFECTIVE TARGETS FOR SUCCESS

CRITICAL THINKING & PROBLEM SOLVING

THE 80/20 GOAL

TAKING ACCOUNTABILITY TO GET RESULTS

COURSE LIST

AML COMPLIANCE

CAGE AND CREDIT OPERATIONS

IT & GENERAL SECURITY

SPORTS BETTING

CUSTOMER LOYALTY

FOOD & BEVERAGE

HR COMPLIANCE

HR LEADERSHIP

COMMUNICATION PROGRAM

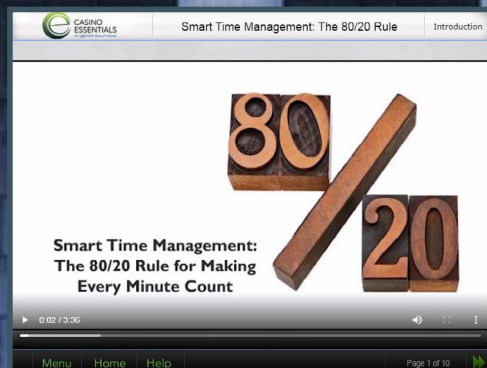
MICROSOFT OFFICE TRAINING

LEADERSHIP PROGRAM

SMART LEADERSHIP

SOFTSKILLS / PROFESSIONAL DEVELOPMENT

GENERAL SAFETY



THE 80/20 RULE FOR MAKING EVERY MINUTE COUNT

In 1897, Italian Economist Vilfredo Pareto found that 20 percent of any given population, of any country during any time period, accounted for 80 percent of the wealth. This pattern is repeated in many aspects of life, not just wealth. The 80/20 Rule as applied to time management reveals that there is generally a significant imbalance between our efforts and our results. Instead of there being a one-to-one relationship between effort and result, it turns out that 20 percent of our efforts produce 80 percent of the results. Conversely, the other 80 percent of our efforts produce only 20 percent of the results.

OBJECTIVES

- Define the 80/20 Rule and how it applies to work and every aspect of life
- Describe time management strategies for accomplishing your mission and goals
- Discuss the importance of focusing on individual abilities rather than other activities outside your natural abilities and talents
- Explain the purpose of creating and using a "To Do" list for time and activities

Audience: This course is designed for all employees

Duration: 25-35 minutes

COURSE CODE: CE8020VS

PROBLEM SOLVING STRATEGIES

TIME MANAGEMENT & PRODUCTIVITY TECHNIQUES

SETTING EFFECTIVE TARGETS FOR SUCCESS

CRITICAL THINKING & PROBLEM SOLVING

THE 80/20 GOAL

TAKING ACCOUNTABILITY TO GET RESULTS

AML COMPLIANCE

CAGE AND CREDIT OPERATIONS

IT & GENERAL SECURITY

SPORTS BETTING

CUSTOMER LOYALTY

FOOD & BEVERAGE

HR COMPLIANCE

HR LEADERSHIP

COMMUNICATION PROGRAM

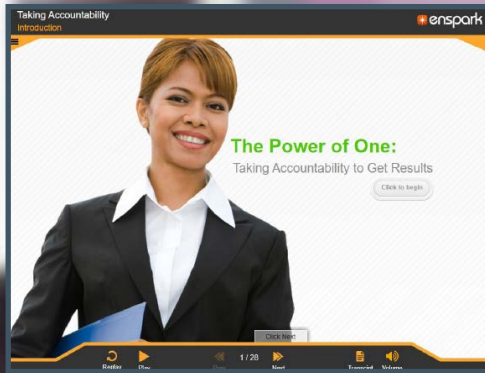
MICROSOFT OFFICE TRAINING

LEADERSHIP PROGRAM

SMART LEADERSHIP

SOFTSKILLS / PROFESSIONAL DEVELOPMENT

GENERAL SAFETY



TAKING ACCOUNTABILITY TO GET RESULTS

Have you ever said that something is “not your responsibility”? Maybe it is! Learn how taking accountability can change the results you are getting at work and in your life. This course uses application exercises and a rich multimedia process to give you the insight and skills to change your results through taking accountability.

Audience: Supervisors and Managers

Duration: 45-90 minutes

COURSE CODE: RVLS-2519

PROBLEM SOLVING STRATEGIES

TIME MANAGEMENT & PRODUCTIVITY TECHNIQUES

SETTING EFFECTIVE TARGETS FOR SUCCESS

CRITICAL THINKING & PROBLEM SOLVING

THE 80/20 GOAL

TAKING ACCOUNTABILITY TO GET RESULTS

COURSE LIST

AML COMPLIANCE

CAGE AND CREDIT OPERATIONS

IT & GENERAL SECURITY

SPORTS BETTING

CUSTOMER LOYALTY

FOOD & BEVERAGE

HR COMPLIANCE

HR LEADERSHIP

COMMUNICATION PROGRAM

MICROSOFT OFFICE TRAINING

LEADERSHIP PROGRAM

SMART LEADERSHIP

SOFTSKILLS / PROFESSIONAL DEVELOPMENT

GENERAL SAFETY



COURSE LIST

AML COMPLIANCE

CAGE AND CREDIT OPERATIONS

IT & GENERAL SECURITY

SPORTS BETTING

CUSTOMER LOYALTY

FOOD & BEVERAGE

HR COMPLIANCE

HR LEADERSHIP

COMMUNICATION PROGRAM

MICROSOFT OFFICE TRAINING

LEADERSHIP PROGRAM

SMART LEADERSHIP

SOFTSKILLS / PROFESSIONAL DEVELOPMENT

GENERAL SAFETY

GENERAL SAFETY

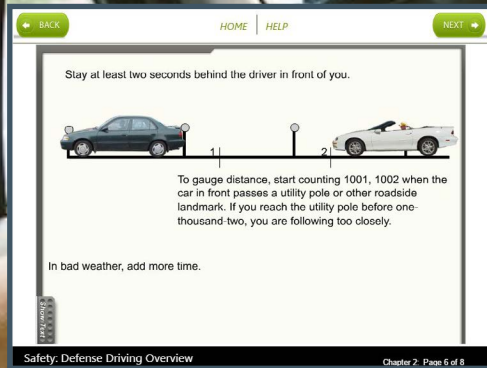
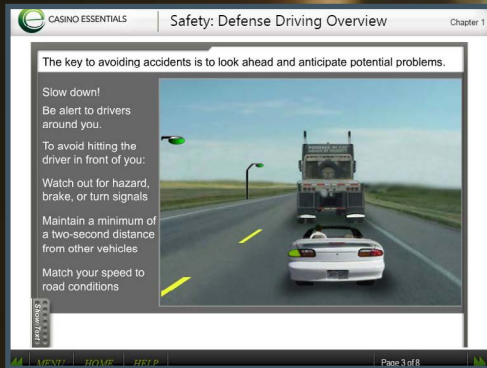
 DEFENSIVE DRIVING	 INJURY PREVENTION
 RISK SAFETY	 FIRST RESPONSE



COURSE LIST
AML COMPLIANCE
CAGE AND CREDIT OPERATIONS
IT & GENERAL SECURITY
SPORTS BETTING
CUSTOMER LOYALTY
FOOD & BEVERAGE
HR COMPLIANCE
HR LEADERSHIP
DEFENSIVE DRIVING OVERVIEW
DEFENSIVE DRIVING 1
DEFENSIVE DRIVING 2
DEFENSIVE DRIVING 3
COMMUNICATION PROGRAM
MICROSOFT OFFICE TRAINING
LEADERSHIP PROGRAM
SMART LEADERSHIP
SOFTSKILLS / PROFESSIONAL DEVELOPMENT
GENERAL SAFETY

GENERAL SAFETY

 DEFENSIVE DRIVING	 INJURY PREVENTION
 RISK SAFETY	 FIRST RESPONSE



DEFENSIVE DRIVING OVERVIEW

This course will provide simple defensive driving techniques to reduce your chances of being involved in a motor vehicle accident. A defensive driver is someone who recognizes hazards, understands the defense, and acts in time to avoid motor vehicle accidents.

OBJECTIVES

- This course is an introduction to the Defensive Driving series that provides a brief overview of what is covered in Defensive Driving 1, 2, and 3.

Audience: All employees and employers

Primary Regulations: OSHA 29 CFR 1903.1, The General Duty Clause

Duration: 25 minutes

COURSE CODE: CEDDO

DEFENSIVE DRIVING OVERVIEW

DEFENSIVE DRIVING 1

DEFENSIVE DRIVING 2

DEFENSIVE DRIVING 3

AML COMPLIANCE

CAGE AND CREDIT OPERATIONS

IT & GENERAL SECURITY

SPORTS BETTING

CUSTOMER LOYALTY

FOOD & BEVERAGE

HR COMPLIANCE

HR LEADERSHIP

COMMUNICATION PROGRAM

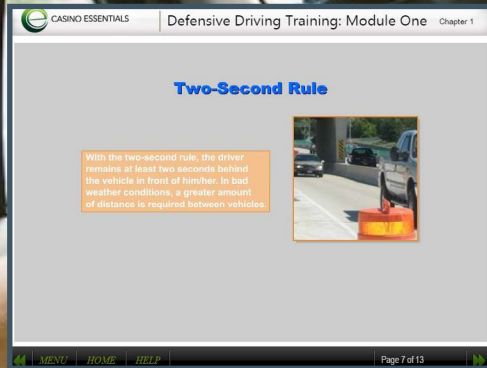
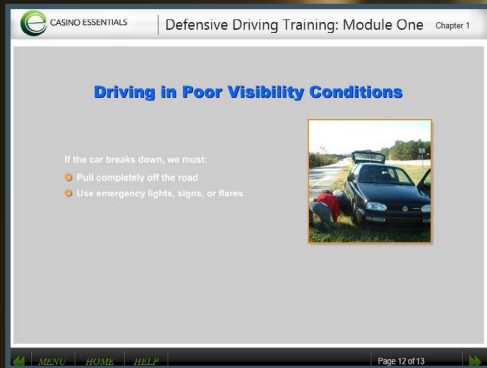
MICROSOFT OFFICE TRAINING

LEADERSHIP PROGRAM

SMART LEADERSHIP

SOFTSKILLS / PROFESSIONAL DEVELOPMENT

GENERAL SAFETY



DEFENSIVE DRIVING 1

Raise employee awareness to possible road hazards and start improving worker safety today. Each part of the course can be taken separately or combined.

OBJECTIVES

- Recognize the definition of defensive driving
- Recognize unsafe driving practices
- Recognize general methods for preventing accidents
- Identify safe practices for driving in various weather conditions

Audience: All employees and employers

Primary Regulations: OSHA 29 CFR 1903.1, The General Duty Clause

Duration: 25 minutes

COURSE CODE: CEDD1

DEFENSIVE DRIVING OVERVIEW

DEFENSIVE DRIVING 1

DEFENSIVE DRIVING 2

DEFENSIVE DRIVING 3

AML COMPLIANCE

CAGE AND CREDIT OPERATIONS

IT & GENERAL SECURITY

SPORTS BETTING

CUSTOMER LOYALTY

FOOD & BEVERAGE

HR COMPLIANCE

HR LEADERSHIP

COMMUNICATION PROGRAM

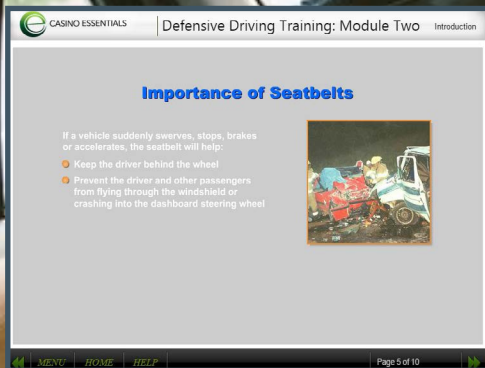
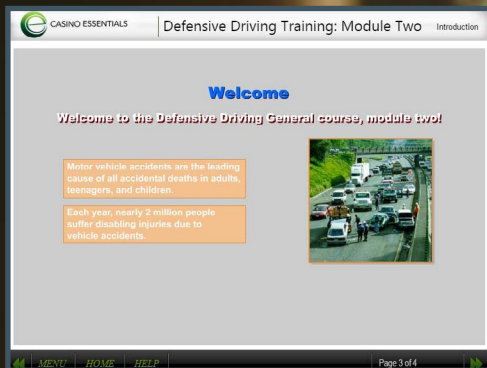
MICROSOFT OFFICE TRAINING

LEADERSHIP PROGRAM

SMART LEADERSHIP

SOFTSKILLS / PROFESSIONAL DEVELOPMENT

GENERAL SAFETY



DEFENSIVE DRIVING 2

Raise employee awareness to possible road hazards and start improving worker safety today. Each part of the course can be taken separately or combined.

OBJECTIVES

- Recognize the risks associated with motor vehicle accidents and the scope of the problem
- Identify the important role of seatbelts in defensive driving
- Describe the risks associated with driving while distracted
- Describe the risks associated with driving while fatigued

Audience: All employees and employers

Primary Regulations: OSHA 29 CFR 1903.1, The General Duty Clause

Duration: 25 minutes

COURSE CODE: CEDD2

DEFENSIVE DRIVING OVERVIEW

DEFENSIVE DRIVING 1

DEFENSIVE DRIVING 2

DEFENSIVE DRIVING 3

AML COMPLIANCE

CAGE AND CREDIT OPERATIONS

IT & GENERAL SECURITY

SPORTS BETTING

CUSTOMER LOYALTY

FOOD & BEVERAGE

HR COMPLIANCE

HR LEADERSHIP

COMMUNICATION PROGRAM

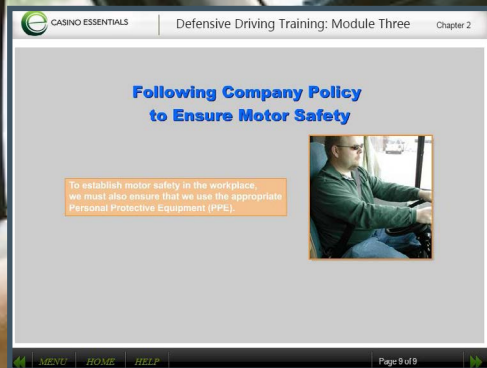
MICROSOFT OFFICE TRAINING

LEADERSHIP PROGRAM

SMART LEADERSHIP

SOFTSKILLS / PROFESSIONAL DEVELOPMENT

GENERAL SAFETY

AML
COMPLIANCECAGE AND CREDIT
OPERATIONSIT & GENERAL
SECURITYSPORTS
BETTINGCUSTOMER
LOYALTYFOOD &
BEVERAGEHR
COMPLIANCEHR
LEADERSHIPCOMMUNICATION
PROGRAMMICROSOFT
OFFICE TRAININGLEADERSHIP
PROGRAMSMART
LEADERSHIPSOFTSKILLS /
PROFESSIONAL
DEVELOPMENTGENERAL
SAFETY

DEFENSIVE DRIVING 3

Raise employee awareness to possible road hazards and start improving worker safety today. Each part of the course can be taken separately or combined.

OBJECTIVES

- Recognize the dangers of drunk driving as well as the scope of the problem
- Identify safe alternatives to driving drunk
- Identify safe practices for the use of vehicles on the job

Audience: All employees and employers

Primary Regulations: OSHA 29 CFR 1903.1, The General Duty Clause

Duration: 25 minutes

COURSE CODE: CEDD3

DEFENSIVE DRIVING
OVERVIEW

DEFENSIVE DRIVING 1

DEFENSIVE DRIVING 2

DEFENSIVE DRIVING 3



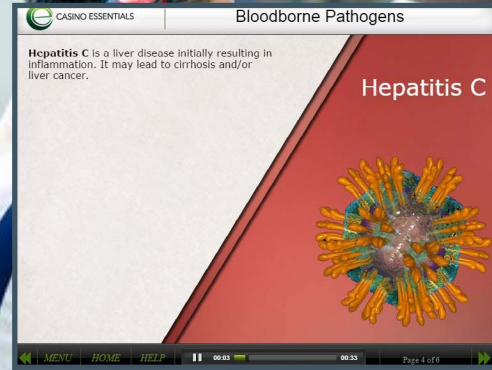
GENERAL SAFETY

 <p>DEFENSIVE DRIVING</p>	 <p>INJURY PREVENTION</p>
 <p>RISK SAFETY</p>	 <p>FIRST RESPONSE</p>

- BLOODBORNE PATHOGENS
- CONFINED SPACE ENTRY AWARENESS
- GENERAL EMPLOYEE SAFETY TRAINING
- OCCUPATIONAL SAFETY TRAINING
- HAND SAFETY
- HAZARD COMMUNICATION
- HEARING SAFETY & CONSERVATION
- COLD STRESS
- HEAT SAFETY AWARENESS
- LOCKOUT TAGOUT PROCEDURES
- SAFETY DATA SHEETS (SDS)
- RESPIRATORY PROTECTION
- PERSONAL PROTECTIVE EQUIPMENT
- ELECTRICAL HAZARD AWARENESS
- SAFE FORKLIFT OPERATION
- LADDER SAFETY

COURSE LIST

- AML COMPLIANCE
- CAGE AND CREDIT OPERATIONS
- IT & GENERAL SECURITY
- SPORTS BETTING
- CUSTOMER LOYALTY
- FOOD & BEVERAGE
- HR COMPLIANCE
- HR LEADERSHIP
- COMMUNICATION PROGRAM
- MICROSOFT OFFICE TRAINING
- LEADERSHIP PROGRAM
- SMART LEADERSHIP
- SOFTSKILLS / PROFESSIONAL DEVELOPMENT
- GENERAL SAFETY



BLOODBORNE PATHOGENS

Bloodborne Pathogens are infectious materials in blood that can cause disease in humans, including Hepatitis B and C and human immunodeficiency virus, or HIV. Those exposed to these pathogens risk serious illness or death. Casinos are committed to providing a safe and healthy work environment for their employees. To accomplish this goal, the following exposure control training is provided to eliminate or minimize occupational exposure to Bloodborne Pathogens in accordance with OSHA standards.

OBJECTIVES

- Identification of who is covered
- Explanation of Bloodborne Pathogens
- Methods of compliance
- Reporting exposures

Audience: Any employee with patron contact or whose responsibilities include any aspect of housekeeping

Primary Regulations: Occupational Safety and Health Standards 1910.1930

Duration: 30-40 minutes

COURSE CODE: CEBBP

BLOODBORNE PATHOGENS

COURSE LIST

CONFINED SPACE ENTRY AWARENESS

AML COMPLIANCE

GENERAL EMPLOYEE SAFETY TRAINING

CAGE AND CREDIT OPERATIONS

OCCUPATIONAL SAFETY TRAINING

IT & GENERAL SECURITY

HAND SAFETY

SPORTS BETTING

HAZARD COMMUNICATION

CUSTOMER LOYALTY

HEARING SAFETY & CONSERVATION

FOOD & BEVERAGE

COLD STRESS

HR COMPLIANCE

HEAT SAFETY AWARENESS

HR LEADERSHIP

LOCKOUT TAGOUT PROCEDURES

COMMUNICATION PROGRAM

SAFETY DATA SHEETS (SDS)

MICROSOFT OFFICE TRAINING

RESPIRATORY PROTECTION

LEADERSHIP PROGRAM

PERSONAL PROTECTIVE EQUIPMENT

SMART LEADERSHIP

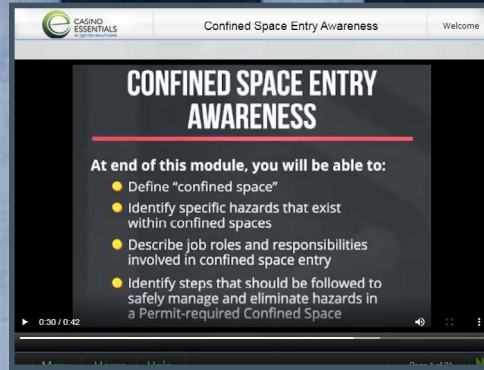
ELECTRICAL HAZARD AWARENESS

SOFTSKILLS / PROFESSIONAL DEVELOPMENT

SAFE FORKLIFT OPERATION

GENERAL SAFETY

LADDER SAFETY



CONFINED SPACE ENTRY AWARENESS

A confined space is defined as a work area which has all of the following characteristics: sufficient space for a person to fit within and perform work, limited means of entry and exit, and a design that was not intended for continuous worker occupancy. This course will provide general awareness on confined spaces, differentiate between a permit-required and non-permit required confined space, and describe the job roles and responsibilities involved in confined space entry.

OBJECTIVES

- Define “confined space”
- Differentiate between Non-Permit and Permit-required Confined Spaces
- Identify specific hazards that exist within confined spaces
- Describe the job roles and responsibilities involved in confined space entry
- Identify steps that should be followed to safely manage and eliminate hazards in a Permit-required Confined Space

Audience: This course is designed for all employees

Duration: 25-35 minutes

COURSE CODE: CECSEAVS

BLOODBORNE
PATHOGENS

**CONFINED SPACE
ENTRY AWARENESS**

GENERAL EMPLOYEE
SAFETY TRAINING

OCCUPATIONAL SAFETY
TRAINING

HAND SAFETY

HAZARD
COMMUNICATION

HEARING SAFETY &
CONSERVATION

COLD STRESS

HEAT SAFETY
AWARENESS

LOCKOUT TAGOUT
PROCEDURES

SAFETY DATA SHEETS
(SDS)

RESPIRATORY
PROTECTION

PERSONAL PROTECTIVE
EQUIPMENT

ELECTRICAL HAZARD
AWARENESS

SAFE FORKLIFT
OPERATION

LADDER SAFETY

COURSE LIST

AML
COMPLIANCE

CAGE AND CREDIT
OPERATIONS

IT & GENERAL
SECURITY

SPORTS
BETTING

CUSTOMER
LOYALTY

FOOD &
BEVERAGE

HR
COMPLIANCE

HR
LEADERSHIP

COMMUNICATION
PROGRAM

MICROSOFT
OFFICE TRAINING

LEADERSHIP
PROGRAM

SMART
LEADERSHIP

SOFTSKILLS /
PROFESSIONAL
DEVELOPMENT

GENERAL
SAFETY



GENERAL EMPLOYEE SAFETY TRAINING

OSHA requires that new workers receive safety training. This course is intended for new employees or as a refresher for general safety training, and describes the importance of workplace safety and how it is every worker's responsibility to stay safe at work.

OBJECTIVES

- Recognize the importance of working safely
- Describe the Occupational Safety and Health Administration (OSHA)
- Explain how to set up rules about safety
- Describe the responsibilities of the employee and employer

Audience: All new employees

Primary Regulations: OSHA 29 CFR 1903.1, The General Duty Clause.

Duration: 20 minutes.

COURSE CODE: CEEST

BLOODBORNE
PATHOGENS

CONFINED SPACE ENTRY
AWARENESS

**GENERAL EMPLOYEE
SAFETY TRAINING**

OCCUPATIONAL SAFETY
TRAINING

HAND SAFETY

HAZARD
COMMUNICATION

HEARING SAFETY &
CONSERVATION

COLD STRESS

HEAT SAFETY
AWARENESS

LOCKOUT TAGOUT
PROCEDURES

SAFETY DATA SHEETS
(SDS)

RESPIRATORY
PROTECTION

PERSONAL PROTECTIVE
EQUIPMENT

ELECTRICAL HAZARD
AWARENESS

SAFE FORKLIFT
OPERATION

LADDER SAFETY

COURSE LIST

AML
COMPLIANCE

CAGE AND CREDIT
OPERATIONS

IT & GENERAL
SECURITY

SPORTS
BETTING

CUSTOMER
LOYALTY

FOOD &
BEVERAGE

HR
COMPLIANCE

HR
LEADERSHIP

COMMUNICATION
PROGRAM

MICROSOFT
OFFICE TRAINING

LEADERSHIP
PROGRAM

SMART
LEADERSHIP

SOFTSKILLS /
PROFESSIONAL
DEVELOPMENT

GENERAL
SAFETY



OCCUPATIONAL SAFETY TRAINING: PERSONAL PROTECTIVE EQUIPMENT

OSHA Standards for Personal Protective Equipment takes a deeper look at using PPE controls in the workplace. This course describes the two primary means of protecting employees from workplace hazards before considering PPE; explains what should be included in PPE training; lists PPE that may be used for protection; and identifies hazards that are reduced or eliminated by using the appropriate PPE for eye, face, head, hearing, foot, hand and body protection.

Audience: This course is designed for all employees

Duration: 25-35 minutes

COURSE CODE: CESTPPEVS

BLOODBORNE
PATHOGENS

CONFINED SPACE ENTRY
AWARENESS

GENERAL EMPLOYEE
SAFETY TRAINING

**OCCUPATIONAL SAFETY
TRAINING**

HAND SAFETY

HAZARD
COMMUNICATION

HEARING SAFETY &
CONSERVATION

COLD STRESS

HEAT SAFETY
AWARENESS

LOCKOUT TAGOUT
PROCEDURES

SAFETY DATA SHEETS
(SDS)

RESPIRATORY
PROTECTION

PERSONAL PROTECTIVE
EQUIPMENT

ELECTRICAL HAZARD
AWARENESS

SAFE FORKLIFT
OPERATION

LADDER SAFETY

COURSE LIST

AML
COMPLIANCE

CAGE AND CREDIT
OPERATIONS

IT & GENERAL
SECURITY

SPORTS
BETTING

CUSTOMER
LOYALTY

FOOD &
BEVERAGE

HR
COMPLIANCE

HR
LEADERSHIP

COMMUNICATION
PROGRAM

MICROSOFT
OFFICE TRAINING

LEADERSHIP
PROGRAM

SMART
LEADERSHIP

SOFTSKILLS /
PROFESSIONAL
DEVELOPMENT

GENERAL
SAFETY



HAND SAFETY

Unprotected hands can result in severe burns, cuts, punctures, and loss of fingers. This interactive online course will teach you ways to increase hand safety through the use of workplace assessments and the identification of hazardous environments. You will also learn how to select the proper type of glove for the hazard you might encounter.

OBJECTIVES

- Describe the importance of hand safety in the workplace environment
- Determine when it is necessary to wear gloves relative to an identification process of tasks needed to be performed
- Identify opportunities in which it is important to protect hands from harmful extreme temperature conditions, toxic substances, burns and lacerations
- Identify proper techniques needed to pick out the proper types of gloves based on the hazards and conditions identified through an assessment process

Audience: This course is designed for all employees

Duration: 25-35 minutes

COURSE CODE: CEHSVS

BLOODBORNE PATHOGENS

CONFINED SPACE ENTRY AWARENESS

GENERAL EMPLOYEE SAFETY TRAINING

OCCUPATIONAL SAFETY TRAINING

HAND SAFETY

HAZARD COMMUNICATION

HEARING SAFETY & CONSERVATION

COLD STRESS

HEAT SAFETY AWARENESS

LOCKOUT TAGOUT PROCEDURES

SAFETY DATA SHEETS (SDS)

RESPIRATORY PROTECTION

PERSONAL PROTECTIVE EQUIPMENT

ELECTRICAL HAZARD AWARENESS

SAFE FORKLIFT OPERATION

LADDER SAFETY

COURSE LIST

AML COMPLIANCE

CAGE AND CREDIT OPERATIONS

IT & GENERAL SECURITY

SPORTS BETTING

CUSTOMER LOYALTY

FOOD & BEVERAGE

HR COMPLIANCE

HR LEADERSHIP

COMMUNICATION PROGRAM

MICROSOFT OFFICE TRAINING

LEADERSHIP PROGRAM

SMART LEADERSHIP

SOFTSKILLS / PROFESSIONAL DEVELOPMENT

GENERAL SAFETY



HAZARD COMMUNICATION

Workers must be aware of all hazardous materials in the workplace; this safety training course describes the responsibilities of the worker and what the possible risks may be.

OBJECTIVES

- Distinguish which chemicals are and are not included under OSHA’s labeling requirements
- Identify the materials that are exempted under the Hazard Communication Standard
- Explain the importance of labels and Safety Data Sheets (SDS)
- Describe the importance of a written hazard communication program within the workplace
- Describe your responsibility in following safe work standards while handling or working around hazardous materials
- Explain the employer’s responsibility in providing and maintaining a safe workplace

Audience: All persons who will be in work areas where there are specific job-related hazards (flying/falling objects, hazardous materials, high noise levels, respiratory hazards, exposure to temperature extremes, potential exposure to energy sources, fall potentials, etc.)

Primary Regulations: OSHA 29 CFR 1910.1200, Hazard Communication. OSHA 29 CFR 1910.1450 Lab Standard; OSHA 29 CFR 1910 Subpart Z, Toxic and Hazardous Substances; OSHA 29 CFR 1910.119, Process Safety Management; OSHA 29 CFR 1910.120, Hazardous Waste Operations and Emergency Response.

Duration: 25 minutes

COURSE CODE: CEHC

BLOODBORNE PATHOGENS

CONFINED SPACE ENTRY AWARENESS

GENERAL EMPLOYEE SAFETY TRAINING

OCCUPATIONAL SAFETY TRAINING

HAND SAFETY

HAZARD COMMUNICATION

HEARING SAFETY & CONSERVATION

COLD STRESS

HEAT SAFETY AWARENESS

LOCKOUT TAGOUT PROCEDURES

SAFETY DATA SHEETS (SDS)

RESPIRATORY PROTECTION

PERSONAL PROTECTIVE EQUIPMENT

ELECTRICAL HAZARD AWARENESS

SAFE FORKLIFT OPERATION

LADDER SAFETY

COURSE LIST

AML COMPLIANCE

CAGE AND CREDIT OPERATIONS

IT & GENERAL SECURITY

SPORTS BETTING

CUSTOMER LOYALTY

FOOD & BEVERAGE

HR COMPLIANCE

HR LEADERSHIP

COMMUNICATION PROGRAM

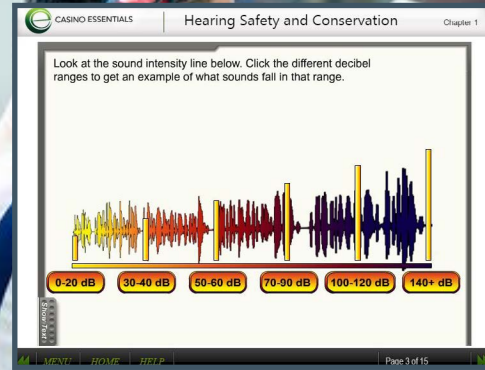
MICROSOFT OFFICE TRAINING

LEADERSHIP PROGRAM

SMART LEADERSHIP

SOFTSKILLS / PROFESSIONAL DEVELOPMENT

GENERAL SAFETY



HEARING SAFETY AND CONSERVATION

Hearing protection is a mandatory part of the OSHA rules at every workplace. This course outlines how a hearing conservation plan and personal protective equipment training can reduce hearing hazards.

OBJECTIVES

- Describe the hazards that are associated with high noise levels
- Identify related responsibilities of the employer and employee, including the employer's responsibility to create a Hearing Conservation program
- Describe the purpose of hearing tests, and test procedures for workers in high noise level environments
- Identify a variety of types of hearing protectors, including their purposes, advantages, disadvantages, and attenuation
- Describe the process of selection, fitting, use, care, and cleaning of various hearing protection devices

Audience: Individuals who work at jobs that endanger their hearing

Primary Regulations: OSHA 1910.95, Occupational Noise Exposure

Duration: 25 minutes

COURSE CODE: CEHS

BLOODBORNE PATHOGENS

CONFINED SPACE ENTRY AWARENESS

GENERAL EMPLOYEE SAFETY TRAINING

OCCUPATIONAL SAFETY TRAINING

HAND SAFETY

HAZARD COMMUNICATION

HEARING SAFETY & CONSERVATION

COLD STRESS

HEAT SAFETY AWARENESS

LOCKOUT TAGOUT PROCEDURES

SAFETY DATA SHEETS (SDS)

RESPIRATORY PROTECTION

PERSONAL PROTECTIVE EQUIPMENT

ELECTRICAL HAZARD AWARENESS

SAFE FORKLIFT OPERATION

LADDER SAFETY

COURSE LIST

AML COMPLIANCE

CAGE AND CREDIT OPERATIONS

IT & GENERAL SECURITY

SPORTS BETTING

CUSTOMER LOYALTY

FOOD & BEVERAGE

HR COMPLIANCE

HR LEADERSHIP

COMMUNICATION PROGRAM

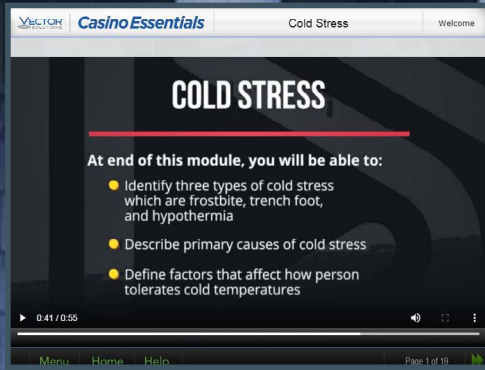
MICROSOFT OFFICE TRAINING

LEADERSHIP PROGRAM

SMART LEADERSHIP

SOFTSKILLS / PROFESSIONAL DEVELOPMENT

GENERAL SAFETY



COLD STRESS – WORKING SAFELY IN COLD WEATHER

Anyone who works outside on a regular basis knows - at some point or another - you're going to experience cold and wet weather conditions. These working conditions can threaten your ability to do your job safely, as cold can have negative effects on the body. This is known as cold stress. Cold and wet weather can begin to have negative effects on the body in temperatures as high as 59 degrees Fahrenheit. This safety video trains employees to understand and recognize why it's important to keep an eye out for the effects of cold stress.

Topics covered also include: Hypothermia Prevention, Hypothermia, Symptoms, Frostbite, Frostbite Symptoms, Frostbite Treatment, Trench, Foot Trench, Foot Treatment

Audience: This course is designed for all employees

Duration: 25-35 minutes

COURSE CODE: CECSVS

BLOODBORNE
PATHOGENS

COURSE LIST

CONFINED SPACE ENTRY
AWARENESS

AML
COMPLIANCE

GENERAL EMPLOYEE
SAFETY TRAINING

CAGE AND CREDIT
OPERATIONS

OCCUPATIONAL SAFETY
TRAINING

IT & GENERAL
SECURITY

HAND SAFETY

SPORTS
BETTING

HAZARD
COMMUNICATION

CUSTOMER
LOYALTY

HEARING SAFETY &
CONSERVATION

FOOD &
BEVERAGE

COLD STRESS

HR
COMPLIANCE

HEAT SAFETY
AWARENESS

HR
LEADERSHIP

LOCKOUT TAGOUT
PROCEDURES

COMMUNICATION
PROGRAM

SAFETY DATA SHEETS
(SDS)

MICROSOFT
OFFICE TRAINING

RESPIRATORY
PROTECTION

LEADERSHIP
PROGRAM

PERSONAL PROTECTIVE
EQUIPMENT

SMART
LEADERSHIP

ELECTRICAL HAZARD
AWARENESS

SOFTSKILLS /
PROFESSIONAL
DEVELOPMENT

SAFE FORKLIFT
OPERATION

GENERAL
SAFETY

LADDER SAFETY



HEAT STRESS

Heat stress can take a number of different forms, including heat rash, heat cramps, heat syncope (fainting), heat exhaustion, and heat stroke. Each of these conditions has its own signs, symptoms, and treatments. This course will help you to recognize each condition, and to know which ones require simple corrective actions, like taking a break, and which ones may require a trip to the hospital.

OBJECTIVES

- Identify the forms of heat stress
- Define the symptoms for each form of heat stress
- Describe how to determine the risk of heat stress
- List methods to reduce the risk of heat stress
- Describe treatments for persons showing symptoms of heat stress

Audience: This course is designed for all employees

Duration: 25-35 minutes

COURSE CODE: CEHSVS

BLOODBORNE PATHOGENS

COURSE LIST

CONFINED SPACE ENTRY AWARENESS

AML COMPLIANCE

GENERAL EMPLOYEE SAFETY TRAINING

CAGE AND CREDIT OPERATIONS

OCCUPATIONAL SAFETY TRAINING

IT & GENERAL SECURITY

HAND SAFETY

SPORTS BETTING

HAZARD COMMUNICATION

CUSTOMER LOYALTY

HEARING SAFETY & CONSERVATION

FOOD & BEVERAGE

COLD STRESS

HR COMPLIANCE

HEAT SAFETY AWARENESS

HR LEADERSHIP

LOCKOUT TAGOUT PROCEDURES

COMMUNICATION PROGRAM

SAFETY DATA SHEETS (SDS)

MICROSOFT OFFICE TRAINING

RESPIRATORY PROTECTION

LEADERSHIP PROGRAM

PERSONAL PROTECTIVE EQUIPMENT

SMART LEADERSHIP

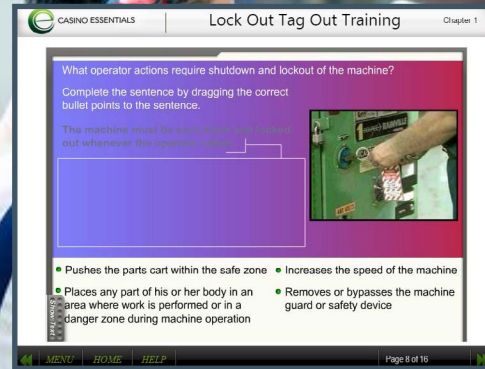
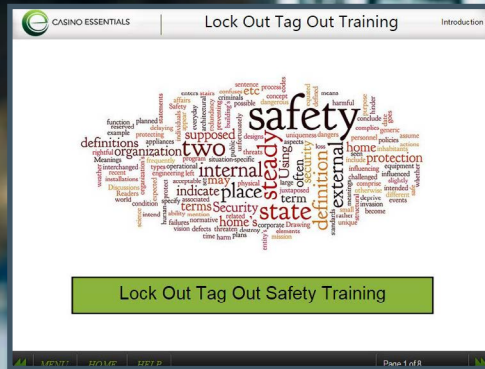
ELECTRICAL HAZARD AWARENESS

SOFTSKILLS / PROFESSIONAL DEVELOPMENT

SAFE FORKLIFT OPERATION

GENERAL SAFETY

LADDER SAFETY



LOCKOUT-TAGOUT PROCEDURES

This course provides information regarding the control of hazardous energy and work under the protection of a lockout/tagout permit. The intent of the course is to provide basic information on lockout/tagout practices and the significance of lockout/tagout devices that help identify and control hazardous energy sources.

OBJECTIVES

- Define lockout/tagout terms
- Identify the purpose and use of the lockout/tagout program
- Identify the general requirements of lockout/tagout
- Identify the limitations of tags used in the lockout/tagout program
- Identify the hazards and consequences of operating machines or equipment that have been locked out or tagged out

Audience: All persons whose jobs will require the operation or use of a machine or equipment on which service or maintenance is to be performed, or whose duties will require that person to work in an area in which such servicing or maintenance is being performed.

Primary Regulations: OSHA 29 CFR 1910.147, The Control of Hazardous Energy. OSHA 29 CFR 1910 Subpart R, Special Industries; OSHA 29 CFR 1910 Subpart S, Electrical; OSHA 29 CFR 1910 Subpart O, Machinery and Machine Guarding.

Duration: 25-35 minutes

COURSE CODE: CELT

BLOODBORNE
PATHOGENS

CONFINED SPACE ENTRY
AWARENESS

GENERAL EMPLOYEE
SAFETY TRAINING

OCCUPATIONAL SAFETY
TRAINING

HAND SAFETY

HAZARD
COMMUNICATION

HEARING SAFETY &
CONSERVATION

COLD STRESS

HEAT SAFETY
AWARENESS

**LOCKOUT TAGOUT
PROCEDURES**

SAFETY DATA SHEETS
(SDS)

RESPIRATORY
PROTECTION

PERSONAL PROTECTIVE
EQUIPMENT

ELECTRICAL HAZARD
AWARENESS

SAFE FORKLIFT
OPERATION

LADDER SAFETY

COURSE LIST

AML
COMPLIANCE

CAGE AND CREDIT
OPERATIONS

IT & GENERAL
SECURITY

SPORTS
BETTING

CUSTOMER
LOYALTY

FOOD &
BEVERAGE

HR
COMPLIANCE

HR
LEADERSHIP

COMMUNICATION
PROGRAM

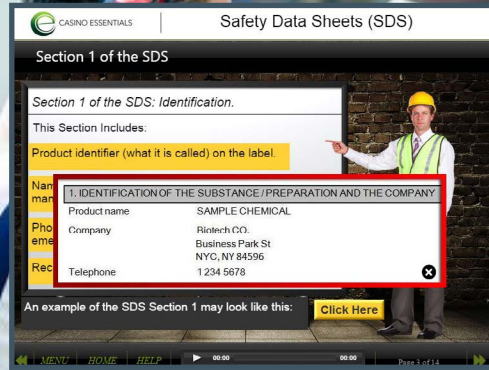
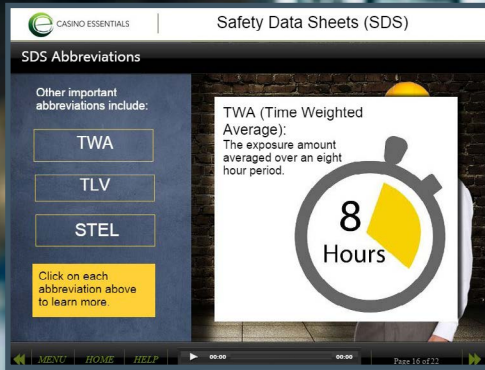
MICROSOFT
OFFICE TRAINING

LEADERSHIP
PROGRAM

SMART
LEADERSHIP

SOFTSKILLS /
PROFESSIONAL
DEVELOPMENT

GENERAL
SAFETY



SAFETY DATA SHEETS (SDS)

Safety Data Sheets (SDS) must be kept in all workplaces; this safety training course describes the workers role in maintaining SDS records and how they can help to reduce workplace hazards.

OBJECTIVES

- Distinguish which chemicals are and which are not included under OSHA's labeling requirements
- Identify the materials that are exempted under the Hazard Communication Standard
- Explain the importance of labels and SDS
- Describe the importance of a written hazard communication program within the workplace
- Describe your responsibility in following safe work standards while handling or working around hazardous materials
- Explain the employer's responsibility in providing and maintaining a safe workplace

Audience: All persons who will be in work areas where there are specific job-related hazards (flying/falling objects, hazardous materials, high noise levels, respiratory hazards, exposure to temperature extremes, potential exposure to energy sources, fall potentials, etc.)

Primary Regulations: OSHA 29 CFR 1910.1200, Hazard Communication. OSHA 29 CFR 1910.1450 Lab Standard; OSHA 29 CFR 1910 Subpart Z, Toxic and Hazardous Substances; OSHA 29 CFR 1910.119, Process Safety Management; OSHA 29 CFR 1910.120, Hazardous Waste Operations and Emergency Response.

Duration: 20 minutes

COURSE CODE: CESDS

BLOODBORNE PATHOGENS

CONFINED SPACE ENTRY AWARENESS

GENERAL EMPLOYEE SAFETY TRAINING

OCCUPATIONAL SAFETY TRAINING

HAND SAFETY

HAZARD COMMUNICATION

HEARING SAFETY & CONSERVATION

COLD STRESS

HEAT SAFETY AWARENESS

LOCKOUT TAGOUT PROCEDURES

SAFETY DATA SHEETS (SDS)

RESPIRATORY PROTECTION

PERSONAL PROTECTIVE EQUIPMENT

ELECTRICAL HAZARD AWARENESS

SAFE FORKLIFT OPERATION

LADDER SAFETY

COURSE LIST

AML COMPLIANCE

CAGE AND CREDIT OPERATIONS

IT & GENERAL SECURITY

SPORTS BETTING

CUSTOMER LOYALTY

FOOD & BEVERAGE

HR COMPLIANCE

HR LEADERSHIP

COMMUNICATION PROGRAM

MICROSOFT OFFICE TRAINING

LEADERSHIP PROGRAM

SMART LEADERSHIP

SOFTSKILLS / PROFESSIONAL DEVELOPMENT

GENERAL SAFETY



RESPIRATORY PROTECTION

If there is not sufficient oxygen in the air that you inhale, your body cannot continue to function. If the air contains particulates that are small enough to enter your lungs, tissues in your lungs and other parts of your body could be damaged. If the inhaled air contains toxic gases, the gases can react with body fluids and damage your blood, lungs, and other vital organs. In this interactive, online course, you examine air-purifying respirators, air-supplied respirators, and the use and care of respirators.

OBJECTIVES

- Describe the following and explain how they can be used:
 - Identify common types of air-purifying respirators
 - Explain how to choose the proper cartridge for a chemical cartridge respirator
- Identify basic types of air-supplied respirators
- List factors that affect respirator selection
- Describe general rules for inspection, safe use, cleaning, and storage of respirators

Audience: This course is designed for all employees

Duration: 25-35 minutes

COURSE CODE: CERPVS

BLOODBORNE
PATHOGENS

CONFINED SPACE ENTRY
AWARENESS

GENERAL EMPLOYEE
SAFETY TRAINING

OCCUPATIONAL SAFETY
TRAINING

HAND SAFETY

HAZARD
COMMUNICATION

HEARING SAFETY &
CONSERVATION

COLD STRESS

HEAT SAFETY
AWARENESS

LOCKOUT TAGOUT
PROCEDURES

SAFETY DATA SHEETS
(SDS)

**RESPIRATORY
PROTECTION**

PERSONAL PROTECTIVE
EQUIPMENT

ELECTRICAL HAZARD
AWARENESS

SAFE FORKLIFT
OPERATION

LADDER SAFETY

COURSE LIST

AML
COMPLIANCE

CAGE AND CREDIT
OPERATIONS

IT & GENERAL
SECURITY

SPORTS
BETTING

CUSTOMER
LOYALTY

FOOD &
BEVERAGE

HR
COMPLIANCE

HR
LEADERSHIP

COMMUNICATION
PROGRAM

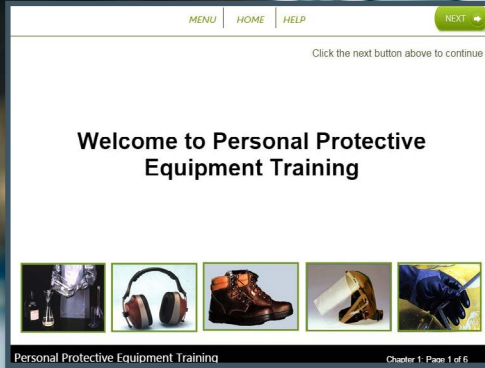
MICROSOFT
OFFICE TRAINING

LEADERSHIP
PROGRAM

SMART
LEADERSHIP

SOFTSKILLS /
PROFESSIONAL
DEVELOPMENT

GENERAL
SAFETY



PERSONAL PROTECTIVE EQUIPMENT (PPE)

This course covers types of Personal Protective Equipment (PPE), when personal protective equipment is necessary, and the selection, use, and maintenance of personal protective equipment in the workplace.

OBJECTIVES

- Specify when PPE is necessary
- Identify what PPE is necessary based upon the hazards present
- Understand how to properly don, doff, adjust, and wear PPE
- Identify the limitations of PPE
- Specify the proper care, maintenance, useful life, and disposal of PPE

Audience: Personnel working in fields that require PPE

Primary Regulations: OSHA 29 CFR 1910 Subpart I, Personal Protective Equipment. OSHA 29 CFR 1910 Subpart R, Special Industries; OSHA 29 CFR 1910 Subpart L, Fire Protection; OSHA 29 CFR 1910 Subpart D, Walking-Working Surfaces; OSHA 29 CFR 1910 Subpart F, Powered Platforms, Manlifts, and Vehicle-Mounted Work Platforms.

Duration: 45-60 minutes

COURSE CODE: CEPPE

BLOODBORNE PATHOGENS

CONFINED SPACE ENTRY AWARENESS

GENERAL EMPLOYEE SAFETY TRAINING

OCCUPATIONAL SAFETY TRAINING

HAND SAFETY

HAZARD COMMUNICATION

HEARING SAFETY & CONSERVATION

COLD STRESS

HEAT SAFETY AWARENESS

LOCKOUT TAGOUT PROCEDURES

SAFETY DATA SHEETS (SDS)

RESPIRATORY PROTECTION

PERSONAL PROTECTIVE EQUIPMENT

ELECTRICAL HAZARD AWARENESS

SAFE FORKLIFT OPERATION

LADDER SAFETY

COURSE LIST

AML COMPLIANCE

CAGE AND CREDIT OPERATIONS

IT & GENERAL SECURITY

SPORTS BETTING

CUSTOMER LOYALTY

FOOD & BEVERAGE

HR COMPLIANCE

HR LEADERSHIP

COMMUNICATION PROGRAM

MICROSOFT OFFICE TRAINING

LEADERSHIP PROGRAM

SMART LEADERSHIP

SOFTSKILLS / PROFESSIONAL DEVELOPMENT

GENERAL SAFETY



GENERAL ELECTRICAL HAZARD AWARENESS FOR SITE SAFETY

Electrical safety is essential for all businesses. Understanding necessary electrical standards and compliances is essential for keeping your employees and your site safe. Has your organization defined what electrical risks you may have? Are you fully in compliance? Do you have all the proper electrical personal protective equipment needed? If OSHA audited your site today, would you have any electrical safety violations? This interactive online course is geared towards all businesses regardless of industry and will focus on what you need to know as well as useful tips and best practices regarding overall general electrical safety within your organization.

OBJECTIVES

- Define the three electrical hazards
- Recall the different effects of shock on the body
- List the three different arc flash boundaries and the PPE needed to enter each one
- Identify standards that help your company meet compliance for the safety of workers and clients
- List the four categories of personal protective equipment and the items in each

Audience: This course is designed for all employees

Duration: 25-35 minutes

COURSE CODE: CEGEHAVS

BLOODBORNE PATHOGENS

CONFINED SPACE ENTRY AWARENESS

GENERAL EMPLOYEE SAFETY TRAINING

OCCUPATIONAL SAFETY TRAINING

HAND SAFETY

HAZARD COMMUNICATION

HEARING SAFETY & CONSERVATION

COLD STRESS

HEAT SAFETY AWARENESS

LOCKOUT TAGOUT PROCEDURES

SAFETY DATA SHEETS (SDS)

RESPIRATORY PROTECTION

PERSONAL PROTECTIVE EQUIPMENT

ELECTRICAL HAZARD AWARENESS

SAFE FORKLIFT OPERATION

LADDER SAFETY

COURSE LIST

AML COMPLIANCE

CAGE AND CREDIT OPERATIONS

IT & GENERAL SECURITY

SPORTS BETTING

CUSTOMER LOYALTY

FOOD & BEVERAGE

HR COMPLIANCE

HR LEADERSHIP

COMMUNICATION PROGRAM

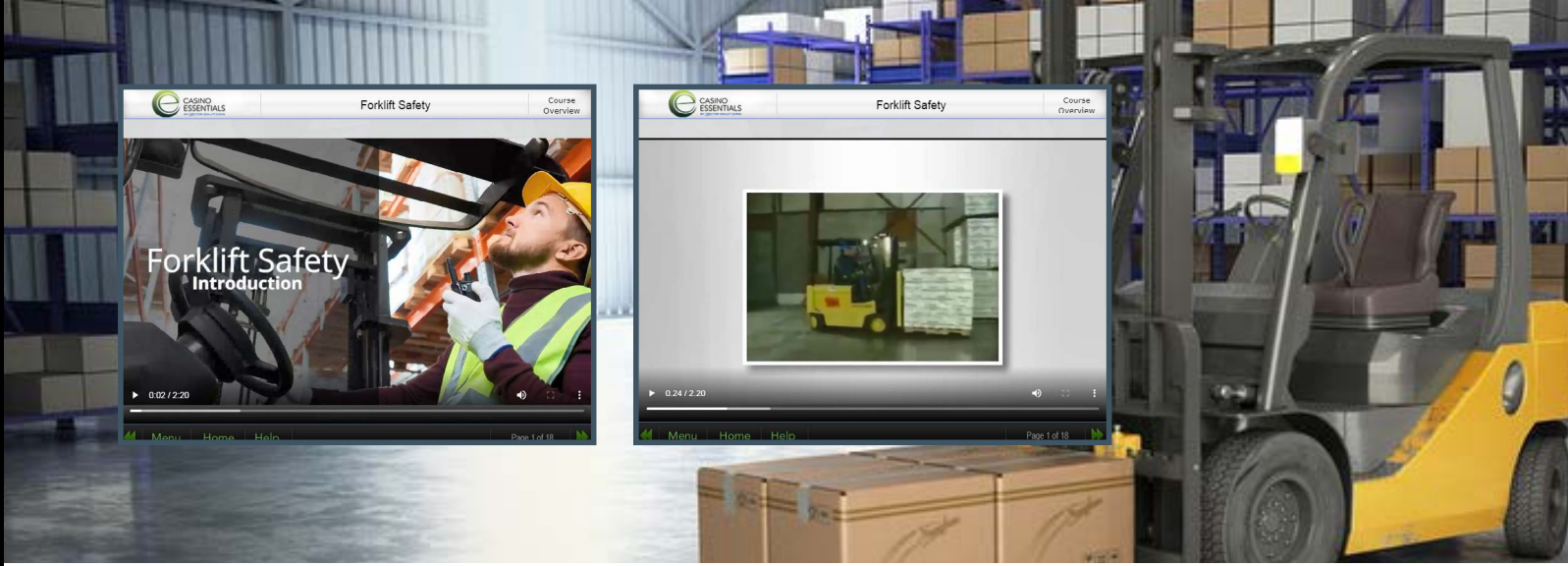
MICROSOFT OFFICE TRAINING

LEADERSHIP PROGRAM

SMART LEADERSHIP

SOFTSKILLS / PROFESSIONAL DEVELOPMENT

GENERAL SAFETY



SAFE FORKLIFT OPERATION

Forklifts must be operated properly or serious accidents and injuries can occur. An estimated 100 workers are killed each year in powered industrial truck accidents. This interactive, online course provides formal instruction in safe forklift operation. You will also need formal instruction in understanding forklifts and in making forklift safety checks. Before operating a forklift, you should also receive practical, hands-on training and be evaluated on how you operate your forklift in the workplace.

OBJECTIVES

- Relate three basic tips for maneuvering a forklift with rear-wheel steering
- Describe how to drive a forklift, with emphasis on personal, tipover, traffic, and pedestrian safety
- Discuss at least one guideline associated with safely handling forklift loads in these areas: visual inspection, load weight, lifting and carrying loads, and placing loads

Audience: This course is designed for all employees

Duration: 25-35 minutes

COURSE CODE: CESFOVS

BLOODBORNE
PATHOGENS

CONFINED SPACE ENTRY
AWARENESS

GENERAL EMPLOYEE
SAFETY TRAINING

OCCUPATIONAL SAFETY
TRAINING

HAND SAFETY

HAZARD
COMMUNICATION

HEARING SAFETY &
CONSERVATION

COLD STRESS

HEAT SAFETY
AWARENESS

LOCKOUT TAGOUT
PROCEDURES

SAFETY DATA SHEETS
(SDS)

RESPIRATORY
PROTECTION

PERSONAL PROTECTIVE
EQUIPMENT

ELECTRICAL HAZARD
AWARENESS

**SAFE FORKLIFT
OPERATION**

LADDER SAFETY

COURSE LIST

AML
COMPLIANCE

CAGE AND CREDIT
OPERATIONS

IT & GENERAL
SECURITY

SPORTS
BETTING

CUSTOMER
LOYALTY

FOOD &
BEVERAGE

HR
COMPLIANCE

HR
LEADERSHIP

COMMUNICATION
PROGRAM

MICROSOFT
OFFICE TRAINING

LEADERSHIP
PROGRAM

SMART
LEADERSHIP

SOFTSKILLS /
PROFESSIONAL
DEVELOPMENT

GENERAL
SAFETY



LADDER SAFETY

How much training have you had to use, store, and maintain a ladder properly to prevent falls and injuries? Working on ladders is a necessary part of most jobs in construction, maritime, and general industry. However, the use and care of ladders are not always as easy as it appears for the worker. Training is necessary to know the tolerances of the ladder, its safety features, and how to use the ladder. There have been many reported deaths and serious injuries from improper ladder use such as falls, electrocutions, and slips. This interactive online course will give you the information needed to be aware of the hazards related to ladders and best practices for using ladders.

OBJECTIVES

- Describe the importance of ladder safety
- Identify common causes of ladder accidents
- Discuss proper labeling of ladders
- Analyze how to ascend, descend, and work on ladders safely
- Explain how to maintain, store, and transport ladders properly
- Evaluate the OSHA regulations for ladder safety

Audience: This course is designed for all employees

Duration: 25-35 minutes

COURSE CODE: CELSVS

BLOODBORNE
PATHOGENS

CONFINED SPACE ENTRY
AWARENESS

GENERAL EMPLOYEE
SAFETY TRAINING

OCCUPATIONAL SAFETY
TRAINING

HAND SAFETY

HAZARD
COMMUNICATION

HEARING SAFETY &
CONSERVATION

COLD STRESS

HEAT SAFETY
AWARENESS

LOCKOUT TAGOUT
PROCEDURES

SAFETY DATA SHEETS
(SDS)

RESPIRATORY
PROTECTION

PERSONAL PROTECTIVE
EQUIPMENT

ELECTRICAL HAZARD
AWARENESS

SAFE FORKLIFT
OPERATION

LADDER SAFETY

COURSE LIST

AML
COMPLIANCE

CAGE AND CREDIT
OPERATIONS

IT & GENERAL
SECURITY

SPORTS
BETTING

CUSTOMER
LOYALTY

FOOD &
BEVERAGE

HR
COMPLIANCE

HR
LEADERSHIP

COMMUNICATION
PROGRAM

MICROSOFT
OFFICE TRAINING

LEADERSHIP
PROGRAM

SMART
LEADERSHIP

SOFTSKILLS /
PROFESSIONAL
DEVELOPMENT

GENERAL
SAFETY



COURSE LIST

AML COMPLIANCE

CAGE AND CREDIT OPERATIONS

IT & GENERAL SECURITY

SPORTS BETTING

CUSTOMER LOYALTY

FOOD & BEVERAGE

HR COMPLIANCE

HR LEADERSHIP

COMMUNICATION PROGRAM

MICROSOFT OFFICE TRAINING

LEADERSHIP PROGRAM

SMART LEADERSHIP

SOFTSKILLS / PROFESSIONAL DEVELOPMENT

GENERAL SAFETY

FALL PROTECTION AWARENESS TRAINING

SAFE LIFTING

SLIPS, TRIPS, AND FALLS FOR FRONTLINE

SLIPS, TRIPS, AND FALLS FOR SUPERVISORS

GENERAL SAFETY

 DEFENSIVE DRIVING	 INJURY PREVENTION
 RISK SAFETY	 FIRST RESPONSE

AML COMPLIANCE

CAGE AND CREDIT OPERATIONS

IT & GENERAL SECURITY

SPORTS BETTING

CUSTOMER LOYALTY

FOOD & BEVERAGE

HR COMPLIANCE

HR LEADERSHIP

COMMUNICATION PROGRAM

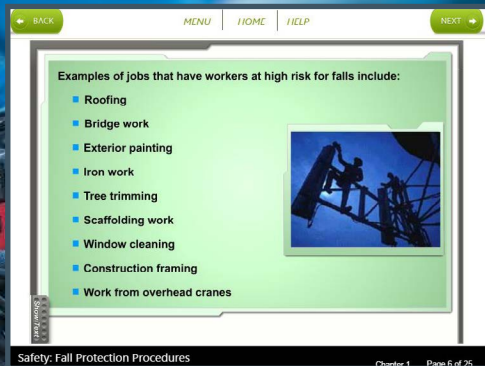
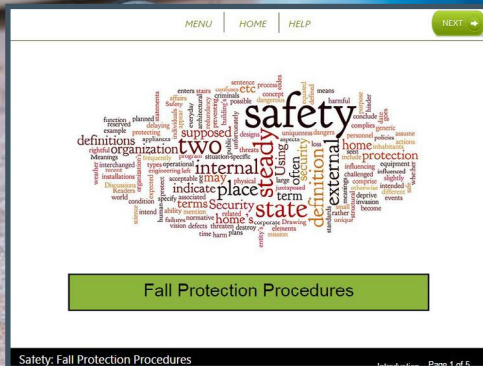
MICROSOFT OFFICE TRAINING

LEADERSHIP PROGRAM

SMART LEADERSHIP

SOFTSKILLS / PROFESSIONAL DEVELOPMENT

GENERAL SAFETY



FALL PROTECTION AWARENESS TRAINING

This course provides basic fall protection principles to employees who might be exposed to fall hazards.

OBJECTIVES

- Identify hazards
- Specify employer and employee roles and responsibilities in fall protection
- Specify guidelines for fall protection systems
- Recognize safety equipment limitations
- Recognize methods to minimize the risk of falls

Audience: All personnel exposed to a potential slip, trip, and fall hazard while on the job and who have the potential to use or be around ladders during the course of a routine/non-routine workday.

Primary Regulations: OSHA 29 CFR 1910 Subpart I, Personal Protective Equipment. OSHA 29 CFR 1910 Subpart R, Special Industries; OSHA 29 CFR 1910 Subpart L, Fire Protection; OSHA 29 CFR 1910 Subpart D, Walking-Working Surfaces; OSHA 29 CFR 1910 Subpart F, Powered Platforms, Manlifts, and Vehicle-Mounted Work Platforms.

Duration: 20 minutes

COURSE CODE: CEPPA

FALL PROTECTION AWARENESS TRAINING

SAFE LIFTING

SLIPS, TRIPS, AND FALLS FOR FRONTLINE

SLIPS, TRIPS, AND FALLS FOR SUPERVISORS



SAFE LIFTING

Do you know the best ways to prevent injuries associated with handling materials? Job tasks involving materials handling must be assessed to eliminate or minimize potential hazard exposure. Safe manual material handling is a continuous process that involves three reoccurring stages to be successful: Identification of the risks of all manual handling tasks, assessment of the likelihood of injury, and control of the risk through work design, use of appropriate mechanical aids, and the provision of training and information to supervisors and employees.

OBJECTIVES

- Identify manual material handling injuries & their root causes
- Explain proper lifting techniques
- Discuss when to seek help and use mechanical aids
- List minimum PPE requirements for manual handling of materials
- Describe mitigating hazards in storage areas

Audience: This course is designed for all employees

Duration: 25-35 minutes

COURSE CODE: CESLVS

FALL PROTECTION
AWARENESS TRAINING

SAFE LIFTING

SLIPS, TRIPS, AND FALLS
FOR FRONTLINE

SLIPS, TRIPS, AND FALLS
FOR SUPERVISORS

AML
COMPLIANCE

CAGE AND CREDIT
OPERATIONS

IT & GENERAL
SECURITY

SPORTS
BETTING

CUSTOMER
LOYALTY

FOOD &
BEVERAGE

HR
COMPLIANCE

HR
LEADERSHIP

COMMUNICATION
PROGRAM

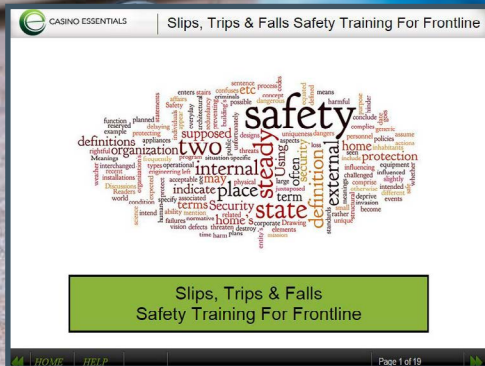
MICROSOFT
OFFICE TRAINING

LEADERSHIP
PROGRAM

SMART
LEADERSHIP

SOFTSKILLS /
PROFESSIONAL
DEVELOPMENT

GENERAL
SAFETY



SLIPS, TRIPS, AND FALLS FOR FRONTLINE

Slips, trips, and falls are one of the most common causes of serious injuries at work. This course shows how workers can help each other avoid slips, trips, and falls in the workplace.

OBJECTIVES

- Recognize the costs associated with slip, trip, and fall related injuries, and the scope of the problem
- Identify the leading causes for slip, trip, and fall injuries associated with the physical workplace environment
- Identify the leading causes for slip, trip, and fall injuries associated with employee behaviors
- Understand employer responsibilities associated with preventing slips, trips, and falls in the workplace
- Recognize actions employees should take to reduce risk for slip, trip, and fall related injuries in the workplace

COURSE CODE: CESTF

Audience: All personnel exposed to a potential slip, trip, and fall hazard while on the job and who have the potential to use or be around ladders during the course of a routine/non-routine workday.

Primary Regulations: OSHA 29 CFR 1910 Subpart D, Walking-Working Surfaces; OSHA 29 CFR 1926 Subpart E, Personal Protective and Life Saving Equipment; OSHA 29 CFR 1910 Subpart F, Powered Platforms, Man-lifts, and Vehicle-Mounted Work Platforms; OSHA 29 CFR 1926 Subpart L, Scaffolds; OSHA 29 CFR 1926 Subpart M, Fall Protection; OSHA 29 CFR 1926 Subpart P, Excavations; OSHA 29 CFR 1926 Subpart X, Stairways and Ladders. OSHA 29 CFR 1910 Subpart I, Personal Protective Equipment; OSHA 29 CFR 1910 Subpart R, Special Industries

Duration: 20 minutes

FALL PROTECTION
AWARENESS TRAINING

SAFE LIFTING

**SLIPS, TRIPS, AND
FALLS FOR FRONTLINE**

SLIPS, TRIPS, AND FALLS
FOR SUPERVISORS

AML
COMPLIANCE

CAGE AND CREDIT
OPERATIONS

IT & GENERAL
SECURITY

SPORTS
BETTING

CUSTOMER
LOYALTY

FOOD &
BEVERAGE

HR
COMPLIANCE

HR
LEADERSHIP

COMMUNICATION
PROGRAM

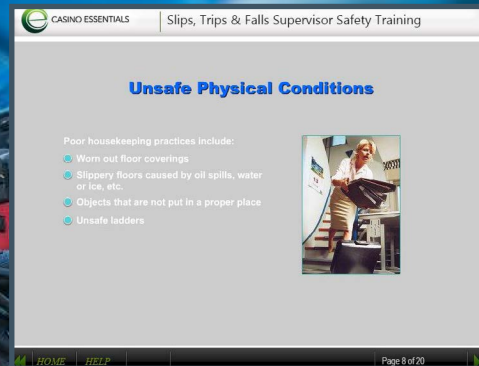
MICROSOFT
OFFICE TRAINING

LEADERSHIP
PROGRAM

SMART
LEADERSHIP

SOFTSKILLS /
PROFESSIONAL
DEVELOPMENT

GENERAL
SAFETY

AML
COMPLIANCECAGE AND CREDIT
OPERATIONSIT & GENERAL
SECURITYSPORTS
BETTINGCUSTOMER
LOYALTYFOOD &
BEVERAGEHR
COMPLIANCEHR
LEADERSHIPCOMMUNICATION
PROGRAMMICROSOFT
OFFICE TRAININGLEADERSHIP
PROGRAMSMART
LEADERSHIPSOFTSKILLS /
PROFESSIONAL
DEVELOPMENTGENERAL
SAFETY

SLIPS TRIPS AND FALLS FOR SUPERVISORS

A safety conscious supervisor can help prevent slips, trips, and falls from becoming a problem at your workplace. This safety training course shows how to be a safety conscious supervisor.

OBJECTIVES

- Recognize the costs associated with slip, trip, and fall related injuries, and the importance of managing slip, trip, and fall injuries in the workplace
- Identify the leading causes for slip, trip, and fall injuries associated with the physical workplace environment
- Identify the leading causes for slip, trip, and fall injuries associated with employee behaviors
- Describe how supervisors can promote and enforce workplace safety measures for preventing slips, trips, and falls
- Describe the supervisor's role in a successful fall prevention program

COURSE CODE: CESTFS

Audience: All personnel exposed to a potential slip, trip, and fall hazard while on the job and who have the potential to use or be around ladders during the course of a routine/non-routine workday.

Primary Regulations: OSHA 29 CFR 1910 Subpart D, Walking-Working Surfaces; OSHA 29 CFR 1926 Subpart E, Personal Protective and Life Saving Equipment; OSHA 29 CFR 1910 Subpart F, Powered Platforms, Man-lifts, and Vehicle-Mounted Work Platforms; OSHA 29 CFR 1926 Subpart L, Scaffolds; OSHA 29 CFR 1926 Subpart M, Fall Protection; OSHA 29 CFR 1926 Subpart P, Excavations; OSHA 29 CFR 1926 Subpart X, Stairways and Ladders. OSHA 29 CFR 1910 Subpart I, Personal Protective Equipment; OSHA 29 CFR 1910 Subpart R, Special Industries.

Duration: 20 minutes

FALL PROTECTION
AWARENESS TRAINING

SAFE LIFTING

SLIPS, TRIPS, AND FALLS
FOR FRONTLINE

**SLIPS, TRIPS, AND FALLS
FOR SUPERVISORS**

**SLIPS, TRIPS, AND FALLS
FOR SUPERVISORS**



COURSE LIST

AML COMPLIANCE

CAGE AND CREDIT OPERATIONS

IT & GENERAL SECURITY

SPORTS BETTING

CUSTOMER LOYALTY

FOOD & BEVERAGE

HR COMPLIANCE

HR LEADERSHIP

COMMUNICATION PROGRAM

MICROSOFT OFFICE TRAINING

LEADERSHIP PROGRAM

SMART LEADERSHIP

SOFTSKILLS / PROFESSIONAL DEVELOPMENT

GENERAL SAFETY

EMERGENCY EVACUATION TRAINING FOR FRONTLINE

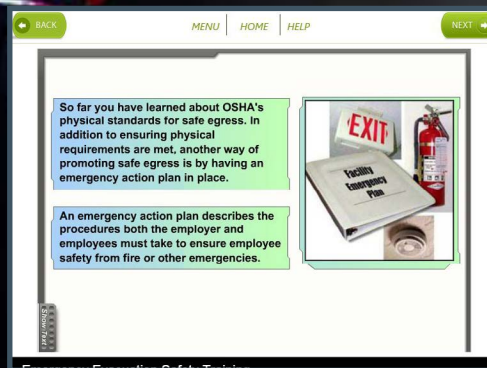
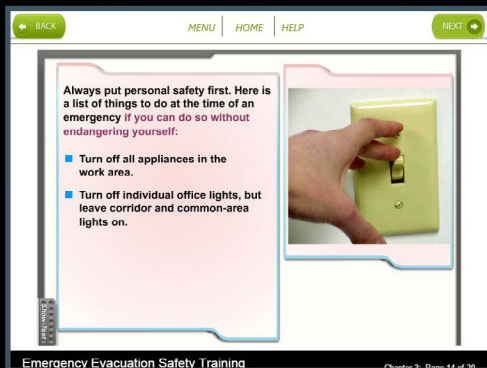
EMERGENCY EVACUATION TRAINING FOR SUPERVISORS

FIRE SAFETY TRAINING

ACTIVE SHOOTER AWARENESS TRAINING

GENERAL SAFETY

 <p>DEFENSIVE DRIVING</p>	 <p>INJURY PREVENTION</p>
 <p>RISK SAFETY</p>	 <p>FIRST RESPONSE</p>



AML COMPLIANCE

CAGE AND CREDIT OPERATIONS

IT & GENERAL SECURITY

SPORTS BETTING

CUSTOMER LOYALTY

FOOD & BEVERAGE

HR COMPLIANCE

HR LEADERSHIP

COMMUNICATION PROGRAM

MICROSOFT OFFICE TRAINING

LEADERSHIP PROGRAM

SMART LEADERSHIP

SOFTSKILLS / PROFESSIONAL DEVELOPMENT

GENERAL SAFETY

EMERGENCY EVACUATION TRAINING FOR FRONTLINE

This course covers information for employees on safe egress. The training course provides information about planning for safe egress, communicating that plan to employees and enforcing the plan. The course stresses the importance of preparation for evacuation situations. It includes the different responsibilities of each personnel level as it relates to ensuring proper egress in the facility.

OBJECTIVES

- Identify various means of egress
- Specify the physical requirements for exit routes to comply with OSHA standards
- Identify the components of an emergency action plan
- Identify organizational training needs related to egress
- Distinguish between employee and employer responsibilities related to safe egress compliance
- Specify actions to take in case of an emergency evacuation
- Identify the components of a fire prevention plan
- Recognize egress hazards
- Apply safe housekeeping practices as they relate to egress

Audience: This course is designed for all employees

COURSE CODE: CEEEPF

Primary Regulations: OSHA 29 CFR 1910.36, Design and construction requirements for exit routes; OSHA 29 CFR 1910.37, Maintenance, safeguards, and operational features for exit routes; OSHA 29 CFR 1910.38, Emergency action plans; OSHA 29 CFR 1910.39 Fire prevention plans; OSHA General Duty Clause; NFPA 101, Life Safety Code.

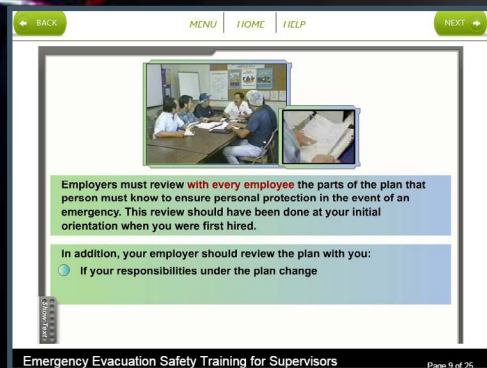
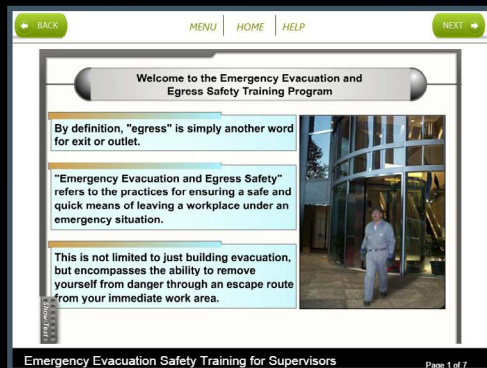
Duration: 45-60 minutes

EMERGENCY EVACUATION TRAINING FOR FRONTLINE

EMERGENCY EVACUATION TRAINING FOR SUPERVISORS

FIRE SAFETY TRAINING

ACTIVE SHOOTER AWARENESS TRAINING



EMERGENCY EVACUATION TRAINING FOR SUPERVISORS

OSHA requires that all exits must discharge directly to the street, or to a yard, court or other open space that gives safe access to a public way. This course provides supervisors with the preparation for evacuation situations and as well as emergency escape procedures and creating escape route assignments for employees.

OBJECTIVES

- Identify various means of egress
- Specify the physical requirements for exit routes to comply with OSHA standards
- Identify the components of an emergency action plan
- Identify organizational training needs related to egress
- Distinguish between employee and employer responsibilities related to safe egress compliance
- Specify actions to take in case of an emergency evacuation
- Identify the components of a fire prevention plan
- Recognize egress hazards
- Apply safe housekeeping practices as they relate to egress

COURSE CODE: CEEEPS

Audience: Designed for supervisors and managers.

Primary Regulations: OSHA 29 CFR 1910.36, Design and construction requirements for exit routes; OSHA 29 CFR 1910.37, Maintenance, safeguards, and operational features for exit routes; OSHA 29 CFR 1910.38, Emergency action plans; OSHA 29 CFR 1910.39 Fire prevention plans; OSHA General Duty Clause; NFPA 101, Life Safety Code.

Duration: 30-45 minutes

EMERGENCY
EVACUATION TRAINING
FOR FRONTLINE

**EMERGENCY
EVACUATION TRAINING
FOR SUPERVISORS**

FIRE SAFETY TRAINING

ACTIVE SHOOTER
AWARENESS TRAINING

AML
COMPLIANCE

CAGE AND CREDIT
OPERATIONS

IT & GENERAL
SECURITY

SPORTS
BETTING

CUSTOMER
LOYALTY

FOOD &
BEVERAGE

HR
COMPLIANCE

HR
LEADERSHIP

COMMUNICATION
PROGRAM

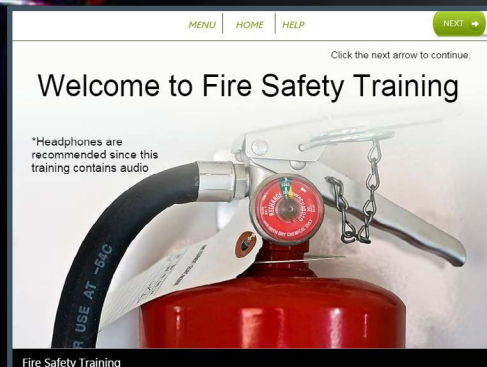
MICROSOFT
OFFICE TRAINING

LEADERSHIP
PROGRAM

SMART
LEADERSHIP

SOFTSKILLS /
PROFESSIONAL
DEVELOPMENT

GENERAL
SAFETY



FIRE SAFETY TRAINING

This course provides a comprehensive review of fire safety in the workplace. Learn how to recognize fire risks, why it is important to inspect fire extinguishers, and what actions to take in the event of a fire.

OBJECTIVES

- Explain the combustion process
- Define the four classes of fire
- Identify the most common types of portable fire extinguishers
- Discuss the proper technique for using portable fire extinguishers
- Describe common fire hazards in the workplace and how to eliminate them
- Describe fire emergencies

COURSE CODE: CEFST

Audience: All employees

Primary Regulations: OSHA 29 CFR 1910 Subpart I, Personal Protective Equipment; OSHA 29 CFR 1910 Subpart R Special Industries. OSHA 29 CFR 1910 Subpart M, Compressed gas and compressed air equipment; OSHA 29 CFR 1910.119 and 1926.64, Process safety management of highly hazardous chemicals; OSHA 29 CFR 1910.1200, Hazard Communication; OSHA 29 CFR 1910.120, Hazardous Waste Operations.

Duration: 45 minutes

EMERGENCY
EVACUATION TRAINING
FOR FRONTLINE

EMERGENCY
EVACUATION TRAINING
FOR SUPERVISORS

FIRE SAFETY TRAINING

ACTIVE SHOOTER
AWARENESS TRAINING

AML
COMPLIANCE

CAGE AND CREDIT
OPERATIONS

IT & GENERAL
SECURITY

SPORTS
BETTING

CUSTOMER
LOYALTY

FOOD &
BEVERAGE

HR
COMPLIANCE

HR
LEADERSHIP

COMMUNICATION
PROGRAM

MICROSOFT
OFFICE TRAINING

LEADERSHIP
PROGRAM

SMART
LEADERSHIP

SOFTSKILLS /
PROFESSIONAL
DEVELOPMENT

GENERAL
SAFETY



ACTIVE SHOOTER AWARENESS TRAINING

Active Shooter Situations are usually unpredictable and require mental and physical preparedness on behalf of the employees involved to effectively handle escalating incidents. This video based training teaches employees the red flags to look for to identify potentially violent behavior and reaction methods to active shooter situations. The course details processes on interacting with law enforcement and procedures to take after the event.

OBJECTIVES

- Identify examples of active shooter situations
- Recognize potential violent behavior
- Prepare for an active shooter situation
- Communicate important information to 911 operators
- Follow Law Enforcement Instructions
- Define steps to take in an active shooter situation
- Describe how to manage consequences of an active shooter situation.

Audience: This course is designed for all employees

Duration: 30 minutes

COURSE CODE: CEASA

EMERGENCY
EVACUATION TRAINING
FOR FRONTLINE

EMERGENCY
EVACUATION TRAINING
FOR SUPERVISORS

FIRE SAFETY TRAINING

**ACTIVE SHOOTER
AWARENESS TRAINING**

AML
COMPLIANCE

CAGE AND CREDIT
OPERATIONS

IT & GENERAL
SECURITY

SPORTS
BETTING

CUSTOMER
LOYALTY

FOOD &
BEVERAGE

HR
COMPLIANCE

HR
LEADERSHIP

COMMUNICATION
PROGRAM

MICROSOFT
OFFICE TRAINING

LEADERSHIP
PROGRAM

SMART
LEADERSHIP

SOFTSKILLS /
PROFESSIONAL
DEVELOPMENT

GENERAL
SAFETY